



Government of West Bengal
Directorate of Forests

Office of the Principal Chief Conservator of Forests, Head of Forest Force
Aranya Bhawan, Block-LA-10A, Sector-III, Salt Lake City, Kolkata-700 106
Phone: (033) 2335 8581/7751, Fax: (033) 2335 8756, e-Mail: pccfwb@vsnl.net
Visit us at: www.westbengalforest.gov.in



O.O. No.: 71-Misc/PCS(P)/18

Dated: 08.08.2018

OFFICE ORDER

Sub.: Mulching of Plants in Plantations raised specially in 'South' West Bengal and 'Central' West Bengal.

WHEREAS, it has been noticed that since long mulching process adopted in the plantations, specially in South and Central Bengal is not always technically correct, since it is done in a mound form in many places; and

WHEREAS, experiments have shown that the mulching done by creating mound is a wrong practice,

THEREFORE, it is hereby ordered that in future all the mulching in South and Central Bengal will be done by creating a Saucer-like depression (Thali) and not making the mound around the plants.

IN this regard, a write-up containing the "Right Method of Mulching" is enclosed.

ALL concerned are hereby ordered to follow the right method of mulching (as presented in the enclosure) in their plantations. The labourers must be trained and guided in the field in such a way that new method of mulching is followed from the current year.

THE Order should be followed strictly.

(N.K. Pandey)

Principal Chief Conservator of Forests &
Head of Forest Force, West Bengal

No.: 1681/PCS(P)/30-727/2018

Dated: 08.08.2018

Copy forwarded for information & necessary action to:

1. All Principal Chief Conservator of Forests, West Bengal.
2. All Additional Principal Chief Conservator of Forests/Director, Sundarban Biosphere Reserve, West Bengal.
3. All Chief Conservator of Forests/Field Directors', TRs, West Bengal.
4. All Conservator of Forests/Jt. Director, Sundarban Biosphere Reserve, WB.
5. All DFOs/DCFs/DFDs/Director, SFTI, Hizli/WB Forest School, Dowhill.

(N.K. Pandey)

Principal Chief Conservator of Forests &
Head of Forest Force, West Bengal

MULCHING --IMPORTANCE AND RIGHT METHOD

Importance of Mulching:


1. Mulching is generally used to improve the soil around plants, but it also gives your plantation a neat, tidy appearance.
2. Mulches help soil retain moisture in summer, prevent weeds from growing and protect the roots of plants in winter.
3. Mulching slows water evaporation from soil, reduces soil compaction that occurs during rains, controls weed seed germination and therefore weed growth.
4. It protects against soil erosion and water runoff.

When to apply:

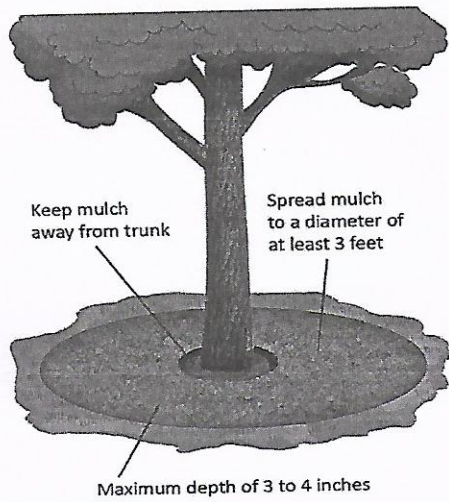
Mulching may be done any time of year, although it's nice to have it in place before summer heat arrives. In coldest regions, wait until soil warms in spring before applying (or refreshing) mulch.

How to Mulch:


1. Mulching should be done around each plant in the shape of a thali.
2. Plough the soil with a spade to loosen the soil in the thali
[Note of Caution: Mulching with soil around plant should not be done in heap/mound. By making heap/mound around plant base the moisture retention is affected adversely]
3. Mulch ring should extend outward from the trunk at least 3 to 6 feet.
4. Do not pile mulch directly against the tree trunk. Remove existing turf or weeds before applying mulch.



Right way to mulch -- Saucer structure



Graphic representation of right technique of mulching around trees. See the saucer created around the tree base.



Figures showing mound around tree--Wrong way to mulch around tree base