

Government of West Bengal  
Directorate of Forests  
West Bengal, Aranya Bhawan, Bidhan Nagar,  
Block -LA, No - 10A, Sector -III.  
Kolkata -700098

No 1626 /P&S(P)/ 3D - 554/19-20

Date: ~~16/26~~ 23/05/19

To :: The Additional Chief Secretary to the Government of West Bengal,  
Department of Forests

**Sub ::** Submission of work proposal for Maintenance Work of Plantation under the head of services mentioned therein for 2019-20


The detailed estimates of Rs. 24,41,14,742/- (Rupees Twenty Four Crore Forty One Lakh Forteen Thousand Seven Hundred Forty Two) only are submitted herewith for favour of Govt. sanction & placement of fund for the schemes mentioned below.

Name of the Scheme	for the amount ( Rs.)
4406-01-789-002-Forest Conservation and Regeneration-87-00-V	Rs. 14,09,44,952/-
4406-01-796-002-Forest Conservation and Regeneration-87-00-V	Rs. 10,31,69,790/-
Total=	Rs. 24,41,14,742/-

Utilisation certificate relating to the Head of Services mentioned above for the year 2019-20 is also submitted herewith. The relevant Statement -"A" / Plan Release and the estimates of individual Plantation type are enclosed herewith.

The Department of Forest are requested to please accord the administrative approval for Rs. 24,41,14,742/- (Rupees Twenty Four Crore Forty One Lakh Forteen Thousand Seven Hundred Forty Two) only for the year 2019-20 and sanction and release the fund amounting of Rs. 17,08,80,326 [Seventeen crore eight lakh eighty thousand three hundred twenty six (Rs.9,86,61,472+Rs.7,22,18,854)] only (70% of total project cost) initially in favour of the P.C.C.F.(HoFF), W.B. at an early date.

Encl: As stated above.


  
Principal Chief Conservator of Forests,  
General, West Bengal

No 1627 /P&S(P)/ 3D - 554/19-20

Date 23/5/19

Copy forwarded for information and necessary action to :

- 1) The Chief Conservator of Forests, Northern Circle, West Bengal.
- 2) The Chief Conservator of Forests, Hills Circle, West Bengal
- 3) The Chief Conservator of Forests, Western Circle, West Bengal
- 4) The Chief Conservator of Forests, Central Circle, West Bengal
- 5) The Chief Conservator of Forests, South-West Circle, West Bengal
- 6) The Chief Conservator of Forests, South-East Circle, West Bengal
- 7) The Conservator of Forests, North-West Circle, West Bengal
- 8) The Conservator of Forests, Parks & Gardens Circle, West Bengal
- 9) The Chief Conservator of Forests, Soil Conservation (North) Circle, West Bengal
- 10) The Conservator of Forests, Wild Life (North) Circle, West Bengal
- 11) Field Director, S.T.R. West Bengal
- 12) Field Director, B.T.R. West Bengal
- 13) Joint Director, S.B.R., West Bengal

  
Principal Chief Conservator of Forests,  
General, West Bengal



Maintenance of Plantation 2019-20															
District	Circle	Division	Plantn. Type	Tall seedling	Maint. of tall seedling				Maintenance of Plantation						
				Rate/ha. (Rs.)	1st yr	2nd yr	3rd yr	1st yr.		2nd yr		3rd yr.			
				Rate/ha. (Rs.)	Rate/ha. (Rs.)	Rate/ha. (Rs.)	Rate/ha. (Rs.)	Phy.(ha.)	Fin(Rs.)	Phy.(ha.)	Fin(Rs.)	Phy.(ha.)	Fin(Rs.)	Phy.(ha.)	Fin(Rs.)
Darjeeling	Hill Circle	Darjeeling	Misc.		31585	23506	9794		0.00	5.00	157925.00	5.00	117530.00	10.00	97940.00
Darjeeling	Hill Circle	Kurseong Dn.	Misc.		31585	23506	9794		0.00		0.00	0.00	0.00		0.00
Darjeeling	Hill Circle	Kurseong Dn.	Sal		31585	23506	9794		0.00	15.00	473775.00	3.66	86032.00	13.80	135157.00
Darjeeling	Hill Circle	Kalimpong Soil	Misc.		31585	23506	9794		0.00	55.31	1746966.00	6.00	141036.00	10.00	97940.00
		<b>Circle Total=</b>						<b>0.00</b>	<b>0.00</b>	<b>75.31</b>	<b>2378666.00</b>	<b>14.66</b>	<b>344598.00</b>	<b>33.80</b>	<b>331037.00</b>
Darjeeling	Northern Circle	NTFP	Fodder		15997	12732			0.00	52.00	831844.00	25.50	324666.00		0.00
Jalpaiguri	Northern Circle	Jalpaiguri	Misc.		31585	23506	9794		0.00	45.00	1421325.00	45.00	1057770.00	45.00	440730.00
Jalpaiguri	Northern Circle	Jalpaiguri	Sal		31585	23506	9794		0.00		0.00	0.00	0.00	0.00	0.00
Jalpaiguri	Northern Circle	Baikunthapur	Misc.		31585	23506	9794		0.00	25.61	808892.00	14.18	333315.00	28.30	277170.00
Jalpaiguri	Northern Circle	Baikunthapur	Sal		31585	23506	9794		0.00	26.83	847426.00	23.52	552861.00	20.65	202246.00
Coochbehar	Northern Circle	Coochbehar	Fodder		15997	12732				70.00	1119790.00		0.00		0.00
Coochbehar	Northern Circle	Coochbehar	Misc.		31585	23506	9794		0.00	100.00	3158500.00	20.00	470120.00	20.00	195880.00
Coochbehar	Northern Circle	Coochbehar	Strip ptn.		33232	22200	8488		0.00	15.00	498480.00	0.00	0.00	15.00	127320.00
Coochbehar	Northern Circle	Coochbehar	Strip (2020)	16231				25.00	405775.00		0.00		0.00		0.00
		<b>Circle Total=</b>				23506		<b>25.00</b>	<b>405775.00</b>	<b>334.44</b>	<b>8686257.00</b>	<b>128.20</b>	<b>2738732.00</b>	<b>128.95</b>	<b>1243346.00</b>
Malda	North West	Malda	Misc.		31585	23506	9794		0.00	20.00	631700.00	10.00	235060.00	5.00	48970.00
Malda	North West	Malda	Strip ptn.		33232	22200	8488		0.00	50.00	1661600.00	0.00	0.00	15.00	127320.00
Malda	North West	Malda	Strip (2020)	16231				50.00	811550.00		0.00		0.00		0.00
Dakshin Dinajpur	North West	Raiganj S.F	Strip ptn.		33232	22200	8488		0.00	120.00	3987840.00		0.00		0.00
Dakshin Dinajpur	North West	Raiganj S.F	Misc.		31585	23506	9794		0.00	20.00	631700.00	35.00	822710.00	10.00	97940.00
Uttar Dinajpur	North West	Raiganj S.F	Misc.		31585	23506	9794		0.00		0.00		0.00	20.00	195880.00
Dakshin Dinajpur	North West	Raiganj S.F	Strip ptn.		33232	22200	8488		0.00	130.00	4320160.00	55.00	1221000.00	20.00	169760.00
Uttar Dinajpur	North West	Raiganj S.F	Strip ptn.		33232	22200	8488		0.00		0.00	70.00	1554000.00	30.00	254640.00
Uttar Dinajpur	North West	Raiganj S.F	Strip (2020)	16231				60.00	973860.00		0.00		0.00		0.00
Dakshin Dinajpur	North West	Raiganj S.F	Strip (2020)	16231				60.00	973860.00		0.00		0.00		0.00
Darjeeling	North West	Siliguri S.F	Misc.		31585	23506	9794		0.00	20.00	631700.00	20.00	470120.00	27.00	264438.00
Darjeeling	North West	Siliguri S.F	Strip ptn.		33232	22200	8488		0.00	80.00	2658560.00	0.00	0.00	69.00	585672.00
Darjeeling	North West	Siliguri S.F	Strip (2020)	16231				100.00	1623100.00		0.00		0.00		0.00
Jalpaiguri	North West	Jalpaiguri S.F.	Misc.		31585	23506	9794		0.00		0.00	30.00	705180.00	20.00	195880.00
Jalpaiguri	North West	Jalpaiguri S.F.	Strip ptn.		33232	22200	8488		0.00	80.00	2658560.00		0.00		0.00
Jalpaiguri	North West	Jalpaiguri S.F.	Strip ptn.		33232	22200	8488		0.00		0.00	0.00	0.00	80.00	679040.00
Jalpaiguri	North West	Jalpaiguri S.F	Strip (2020)	16231				40.00	649240.00		0.00		0.00		0.00
		<b>Circle Total=</b>				23506		<b>310.00</b>	<b>5031610.00</b>	<b>520.00</b>	<b>17181820.00</b>	<b>220.00</b>	<b>5008070.00</b>	<b>296.00</b>	<b>2619540.00</b>

H/S-4406-01-789-002-Forest Conservation and Regeneration-87-00-V



Maintenance of Plantation 2019-20

District	Circle	Division	Plantn. Type	Tall seedling				Maint. of tall seedling		Maintenance of Plantation					
				Rate/ha. (Rs.)	1st yr	2nd yr	3rd yr	Phy.(ha.)	Fin.(Rs.)	1st yr.		2nd yr		3rd yr.	
										Rate/ha. (Rs.)	Rate/ha. (Rs.)	Rate/ha. (Rs.)	Phy.(ha.)	Fin.(Rs.)	Phy.(ha.)
Darjeeling	W.L (North)	Darjeeling W L	Misc.		31585	23506	9794		0.00			0.00		25.00	244850.00
Jalpaiguri	W.L (North)	Gorumara W L	Misc.		31585	23506	9794		0.00	20.00	631700.00	0.00	0.00		0.00
Jalpaiguri	W.L (North)	Gorumara W L	Fodder		15997	12732			0.00	100.00	1599700.00	100.00	1273200.00		0.00
Alipurduar	W.L (North)	Jaldapara W L	Bamboo		4833	3918	2285		0.00		0.00		0.00		0.00
Alipurduar	W.L (North)	Jaldapara W L	Misc.		31585	23506	9794		0.00	96.42	3045426.00	91.00	2139046.00	50.00	489700.00
Alipurduar	W.L (North)	Jaldapara W L	Sal		31585	23506	9794		0.00		0.00	18.83	442618.00	25.00	244850.00
Alipurduar	W.L (North)	Jaldapara W L	Fodder		15997	12732			0.00	200.00	3199400.00	150.00	1909800.00		0.00
			Circle Total=					0.00	0.00	416.42	8476226.00	359.83	5764664.00	100.00	979400.00
Darjeeling	Soil Conservation(N)	Kurseong Soil	Misc.		31585	23506	9794		0.00	50.00	1579250.00	0.00	0.00	15.00	146910.00
Jalpaiguri	Soil Conservation(N)	Jalpaiguri Soil	Misc.		31585	23506	9794		0.00	20.00	631700.00		0.00		0.00
Alipurduar	Soil Conservation(N)	Jalpaiguri Soil	Misc.		31585	23506	9794			30.00	947550.00	50.00	1175300.00	80.00	783520.00
Coochbehar	Soil Conservation(N)	Jalpaiguri Soil	Misc.		31585	23506	9794				0.00		0.00	15.00	146910.00
			Circle Total=					0.00	0.00	100.00	3158500.00	50.00	1175300.00	110.00	1077340.00
Purba Bardhaman	South East	Burdwan	QGS		19180	13712	4571		0.00	160.00	3068800.00	100.00	1371200.00	45.00	205695.00
Purba Bardhaman	South East	Burdwan	Sal		29315	21547	8488		0.00	20.00	586300.00	20.00	430940.00		0.00
Purba Bardhaman	South East	Burdwan	Sal (2020)	18404				30.00	552120.00		0.00		0.00		0.00
Purba Bardhaman	South East	Burdwan	Strip ptn.		28009	19588	7182		0.00	50.00	1400450.00	0.00	0.00	80.00	574560.00
Purba Bardhaman	South East	Burdwan	Strip (2020)	16231				82.50	1339058.00		0.00		0.00		0.00
Birbhum	South East	Birbhum	QGS		19180	13712	4571		0.00	135.00	2589300.00	100.00	1371200.00	160.00	731360.00
Birbhum	South East	Birbhum	Sal		29315	21547	8488		0.00	30.00	879450.00	10.00	215470.00	10.00	84880.00
Birbhum	South East	Birbhum	Strip ptn.		28009	19588	7182		0.00		0.00	0.00	0.00	10.00	71820.00
Birbhum	South East	Birbhum	Sal (2020)	18404				30.00	552120.00		0.00		0.00		0.00
Paschim Bardhaman	South East	Durgapur	QGS		19180	13712	4571		0.00	45.00	863100.00	110.00	1508320.00	50.00	228550.00
Paschim Bardhaman	South East	Durgapur	Sal		29315	21547	8488		0.00		0.00	10.00	215470.00		0.00
Paschim Bardhaman	South East	Durgapur	Strip ptn.		28009	19588	7182		0.00	20.00	560180.00		0.00		0.00
Paschim Bardhaman	South East	Durgapur	Sal (2020)	18404				10.00	184040.00		0.00		0.00		0.00
Paschim Bardhaman	South East	Durgapur	Strip (2020)	16231				20.00	324620.00		0.00		0.00		0.00
			Circle Total=			21547		172.50	2951958.00	460.00	9947580.00	350.00	5112600.00	355.00	1896865.00
Purulia	South West	Kansabati (North)	QGS		19180	13712	4571		0.00	86.00	1649480.00	50.00	685600.00	100.00	457100.00
Purulia	South West	Kansabati (North)	Sal		29315	21547	8488		0.00	20.00	586300.00	0.00	0.00	0.00	0.00
Purulia	South West	Kansabati (North)	Sal (2020)	18404				20.00	368080.00		0.00		0.00		0.00
Purulia	South West	Kansabati (North)	Bamboo		4833	3918	2285		0.00		0.00	30.00	117540.00	10.00	22850.00
Purulia	South West	Kansabati (South)	QGS		19180	13712	4571		0.00	115.00	2205700.00	80.00	1096960.00	100.00	457100.00
Purulia	South West	Kansabati (South)	Sal		29315	21547	8488		0.00	30.00	879450.00	20.00	430940.00	60.00	509280.00
Purulia	South West	Kansabati (South)	Sal (2020)	18404				30.00	552120.00		0.00		0.00		0.00
Purulia	South West	Kansabati (South)	Bamboo		4833	3918	2285		0.00	30.00	144990.00	30.00	117540.00	40.00	91400.00
Purulia	South West	Purulia	Sal		29315	21547	8488		0.00	20.00	586300.00	30.00	646410.00	20.00	169760.00
Purulia	South West	Purulia	Sal (2020)	18404				20.00	368080.00		0.00		0.00		0.00
Purulia	South West	Purulia	QGS		19180	13712	4571		0.00	30.00	575400.00	120.00	1645440.00	200.00	914200.00
Purulia	South West	Purulia	Bamboo		4833	3918	2285		0.00		0.00	0.00	0.00	40.00	91400.00
Purulia	South West	Extn Forestry	Strip ptn.		28009	19588	7182		0.00	40.00	1120360.00	25.00	489700.00	60.00	430920.00
Purulia	South West	Extn Forestry	Strip (2020)	16231				40.00	649240.00		0.00		0.00		0.00
			Circle Total=					110.00	1937520.00	371.00	7747980.00	385.00	5230130.00	630.00	3144010.00

H/S-4406-01-789-002-Forest Conservation and Regeneration-87-00-V



Maintenance of Plantation 2019-20																
District	Circle	Division	Plantn. Type	Tall seedling				Maint. of tall seedling		Maintenance of Plantation						
				Rate/ha. (Rs.)	1st yr	2nd yr	3rd yr	Phy.(ha.)	Fin(Rs.)	1st yr.		2nd yr		3rd yr.		
					Rate/ha. (Rs.)	Rate/ha. (Rs.)	Rate/ha. (Rs.)			Phy.(ha.)	Fin(Rs.)	Phy.(ha.)	Fin(Rs.)	Phy (ha.)	Fin(Rs.)	
Howrah	P & G	Howrah S.F.	Strip ptn.		28009	19588	7182		0.00	50.00		1400450.00		0.00	10.00	71820.00
Hoogly	P & G	Howrah S.F.	Strip ptn.		28009	19588	7182		0.00	10.00		280090.00		0.00	10.00	71820.00
Howrah	P & G	Howrah S.F.	Strip (2020)	16231				20.00	324620.00			0.00		0.00		0.00
Hoogly	P & G	Howrah S.F.	Strip (2020)	16231				45.00	730395.00			0.00		0.00		0.00
		<b>Circle Total=</b>						<b>65.00</b>	<b>1055015.00</b>	<b>60.00</b>	<b>1680540.00</b>	<b>0.00</b>	<b>0.00</b>	<b>0.00</b>	<b>20.00</b>	<b>143640.00</b>
North 24-parganas	S.B.R.	24-Parganas(N)	Strip ptn.		28009	19588	7182		0.00	50.00		1400450.00		0.00	0.00	0.00
South 24-Parganas	S.B.R.	24-Parganas(S)	Strip ptn.		28009	19588	7182		0.00	90.00		2520810.00	400.00	2611600.00		0.00
South 24-Parganas	S.B.R.	24-Parganas(S)	Mangrove		6529	6529			0.00	386.00		2520194.00	5.00	68560.00		0.00
Nadia	S.B.R.	Nadia- Murshidabad	Q&S		19180	13712	4571		0.00	5.00		95900.00	50.00	685600.00	25.00	114275.00
Murshidabad	S.B.R.	Nadia- Murshidabad	Q&S		19180	13712	4571		0.00	20.00		383600.00	5.00	140045.00		0.00
Nadia	S.B.R.	Nadia- Murshidabad	Strip ptn.		28009	19588	7182		0.00	10.00		280090.00	0.00	0.00		0.00
Murshidabad	S.B.R.	Nadia- Murshidabad	Strip ptn.		28009	19588	7182		0.00	10.00		280090.00	0.00	0.00		0.00
Nadia	S.B.R.	Nadia- Murshidabad	Strip (2020)	16231				15.00	243465.00			0.00		0.00		0.00
		<b>Circle Total=</b>						<b>15.00</b>	<b>243465.00</b>	<b>566.00</b>	<b>7341089.00</b>	<b>455.00</b>	<b>3365760.00</b>	<b>65.00</b>	<b>401555.00</b>	
Alipurduar	B.T.R.	B.T.R (E)	Misc.		31585	23506	9794		0.00	70.00		2210950.00	50.00	1175300.00	50.00	489700.00
Alipurduar	B.T.R.	B.T.R (E)	Fodder		15997	12732			0.00	40.00		639880.00	40.00	509280.00		0.00
Alipurduar	B.T.R.	B.T.R (W)	Misc.		31585	23506	9794		0.00	75.00		2368875.00	50.00	1175300.00	50.00	489700.00
Alipurduar	B.T.R.	B.T.R (W)	Fodder		15997	12732			0.00	40.00		639880.00	60.00	763920.00		0.00
		<b>Circle Total=</b>						<b>0.00</b>	<b>0.00</b>	<b>225.00</b>	<b>5859585.00</b>	<b>200.00</b>	<b>3623800.00</b>	<b>100.00</b>	<b>979400.00</b>	
South 24-Parganas	S.T.R	S.T.R	Mangrove		6529	6529			0.00	0.00	20.00	130580.00	10.00	65290.00		0.00
		<b>Circle Total=</b>						<b>0.00</b>	<b>0.00</b>	<b>20.00</b>	<b>130580.00</b>	<b>10.00</b>	<b>65290.00</b>	<b>0.00</b>	<b>0.00</b>	
		<b>Grand Total=</b>						<b>697.50</b>	<b>11625343.00</b>	<b>3148.17</b>	<b>72588823.00</b>	<b>2172.69</b>	<b>32428944.00</b>	<b>1838.75</b>	<b>12816133.00</b>	



Maintenance of Plantation 2019-20				Maintenance of Plantation						Grand Total		
District	Circle	Division	Plantn. Type	4th yr	5th yr	4th yr.		5th yr.		Phy.(ha.)	Administrative Approval (Rs.)	Financial Release (Rs.)
				Rate/ha. (Rs.)	Rate/ha. (Rs.)	Phy.(ha.)	Fin(Rs.)	Phy.(ha.)	Fin(Rs.)			
				5224	4938	75.00	391800.00	90.00	444420.00	185.00	1209615.00	846731.00
Darjeeling	Hill Circle	Darjeeling	Misc.	5224	4938	25.00	130600.00	85.00	419730.00	110.00	550330.00	385231.00
Darjeeling	Hill Circle	Kurseong Dn.	Misc.	5224	4938	22.20	115973.00	37.50	185175.00	92.16	996112.00	697278.00
Darjeeling	Hill Circle	Kurseong Dn.	Sal	5224	4938	10.00	52240.00	145.00	716010.00	226.31	2754192.00	1927934.00
Darjeeling	Hill Circle	Kalimpong Soil	Misc.	5224	4938							
		<b>Circle Total=</b>				132.20	690613.00	357.50	1765335.00	613.47	5510249.00	3857174.00
							0.00		0.00	77.50	1156510.00	809557.00
Darjeeling	Northern Circle	NTPP	Fodder	5224	4938	80.00	417920.00	80.00	395040.00	295.00	3732785.00	2612950.00
Jalpaiguri	Northern Circle	Jalpaiguri	Misc.	5224	4938	70.00	365680.00	60.00	296280.00	130.00	661960.00	463372.00
Jalpaiguri	Northern Circle	Jalpaiguri	Sal	5224	4938	23.35	121980.00	28.70	141721.00	120.14	1683078.00	1178155.00
Jalpaiguri	Northern Circle	Baikunthapur	Misc.	5224	4938	23.86	124645.00	25.23	124586.00	120.09	1851764.00	1296235.00
Jalpaiguri	Northern Circle	Baikunthapur	Sal	5224	4938					70.00	1119790.00	783853.00
Coochbehar	Northern Circle	Coochbehar	Fodder									
Coochbehar	Northern Circle	Coochbehar	Misc.	5224	4938	35.00	182840.00	20.00	98760.00	195.00	4106100.00	2874270.00
Coochbehar	Northern Circle	Coochbehar	Strip ptn.				0.00	0.00	0.00	30.00	625800.00	438060.00
Coochbehar	Northern Circle	Coochbehar	Strip (2020)				0.00		0.00	25.00	405775.00	284043.00
Coochbehar	Northern Circle	Coochbehar	Strip (2020)				0.00		0.00			
		<b>Circle Total=</b>				232.21	1213065.00	213.93	1056387.00	1062.73	15343562.00	10740495.00
										46.00	970334.00	679234.00
Malda	North West	Malda	Misc.	5224	4938	1.00	5224.00	10.00	49380.00	65.00	1788920.00	1252244.00
Malda	North West	Malda	Strip ptn.				0.00		0.00	50.00	811550.00	568085.00
Malda	North West	Malda	Strip (2020)				0.00		0.00	120.00	3987840.00	2791488.00
Malda	North West	Malda	Strip ptn.				0.00		0.00			
Dakshin Dinajpur	North West	Raiganj S.F	Strip ptn.				0.00		0.00	120.00	1836810.00	1285767.00
Dakshin Dinajpur	North West	Raiganj S.F	Misc.	5224	4938	45.00	235080.00	10.00	49380.00	105.00	637060.00	445942.00
Dakshin Dinajpur	North West	Raiganj S.F	Misc.	5224	4938	75.00	391800.00	10.00	49380.00	205.00	5710920.00	3997644.00
Uttar Dinajpur	North West	Raiganj S.F	Strip ptn.				0.00		0.00	100.00	1808640.00	1266048.00
Dakshin Dinajpur	North West	Raiganj S.F	Strip ptn.				0.00		0.00	60.00	973860.00	681702.00
Uttar Dinajpur	North West	Raiganj S.F	Strip (2020)				0.00		0.00	60.00	973860.00	681702.00
Uttar Dinajpur	North West	Raiganj S.F	Strip (2020)				0.00		0.00	60.00	973860.00	681702.00
Dakshin Dinajpur	North West	Raiganj S.F	Strip (2020)				0.00		0.00	67.00	1366258.00	956381.00
Darjeeling	North West	Siliguri S.F	Misc.	5224	4938					149.00	3244232.00	2270962.00
Darjeeling	North West	Siliguri S.F	Strip ptn.				0.00		0.00	100.00	1623100.00	1136170.00
Darjeeling	North West	Siliguri S.F	Strip (2020)				0.00		0.00	50.00	901060.00	630742.00
Jalpaiguri	North West	Jalpaiguri S.F.	Misc.	5224	4938					80.00	2658560.00	1860992.00
Jalpaiguri	North West	Jalpaiguri S.F.	Strip ptn.				0.00		0.00	80.00	679040.00	475328.00
Jalpaiguri	North West	Jalpaiguri S.F.	Strip ptn.				0.00		0.00	40.00	649240.00	454468.00
Jalpaiguri	North West	Jalpaiguri S.F.	Strip (2020)				0.00		0.00			
		<b>Circle Total=</b>				121.00	632104.00	30.00	148140.00	1497.00	30621284.00	21434899.00




H/S-4406-01-789-002-Forest Conservation and Regeneration-87-00-V

Maintenance of Plantation 2019-20												
District	Circle	Division	Plantn. Type	Maintenance of Plantation						Grand Total		Financial Release (Rs.)
				4th yr	5th yr	4th yr.		5th yr.		Phy.(ha.)	Administrative Approval (Rs.)	
				Rate/ha. (Rs.)	Rate/ha. (Rs.)	Phy.(ha.)	Fin(Rs.)	Phy.(ha.)	Fin(Rs.)			
Darjeeling	W.L (North)	Darjeeling W L	Misc.	5224	4938	25.00	130600.00	50.00	246900.00	100.00	622350.00	435645.00
Jalpaiguri	W.L (North)	Gorumara W L	Misc.	5224	4938		0.00	20.00	98760.00	40.00	730460.00	511322.00
Jalpaiguri	W.L (North)	Gorumara W L	Fodder			0.00	0.00		0.00	200.00	2872900.00	2011030.00
Alipurduar	W.L (North)	Jaldapara W L	Bamboo	1632		90.00	146880.00		0.00	90.00	146880.00	102816.00
Alipurduar	W.L (North)	Jaldapara W L	Misc.	5224	4938	49.23	257178.00	8.41	41529.00	295.06	5972879.00	4181015.00
Alipurduar	W.L (North)	Jaldapara W L	Sal	5224	4938	29.30	153063.00	21.59	106611.00	94.72	947142.00	662999.00
Alipurduar	W.L (North)	Jaldapara W L	Fodder				0.00		0.00	350.00	5109200.00	3576440.00
		<b>Circle Total=</b>				<b>193.53</b>	<b>687721.00</b>	<b>100.00</b>	<b>493800.00</b>	<b>1169.78</b>	<b>16401811.00</b>	<b>11481267.00</b>
Darjeeling	Soil Conservation(N)	Kurseong Soil	Misc.	5224	4938	55.00	287320.00	155.00	765390.00	275.00	2778870.00	1945209.00
Jalpaiguri	Soil Conservation(N)	Jalpaiguri Soil	Misc.	5224	4938	90.60	473294.00	83.00	409854.00	193.60	1514848.00	1060394.00
Alipurduar	Soil Conservation(N)	Jalpaiguri Soil	Misc.	5224	4938	80.00	417920.00	91.00	449358.00	331.00	3773648.00	2641554.00
Goochbehar	Soil Conservation(N)	Jalpaiguri Soil	Misc.	5224	4938	20.00	104480.00	36.00	177768.00	71.00	429158.00	300411.00
		<b>Circle Total=</b>				<b>245.60</b>	<b>1283014.00</b>	<b>365.00</b>	<b>1802370.00</b>	<b>870.60</b>	<b>8496524.00</b>	<b>5947568.00</b>
Purba Bardhaman	South East	Burdwan	QGS				0.00		0.00	305.00	4645695.00	3251987.00
Purba Bardhaman	South East	Burdwan	Sal				0.00		0.00	40.00	1017240.00	712068.00
Purba Bardhaman	South East	Burdwan	Sal (2020)				0.00		0.00	30.00	552120.00	386484.00
Purba Bardhaman	South East	Burdwan	Strip ptn.				0.00		0.00	130.00	1975010.00	1382507.00
Purba Bardhaman	South East	Burdwan	Strip (2020)				0.00		0.00	82.50	1339058.00	937341.00
Birbhum	South East	Birbhum	QGS				0.00		0.00	395.00	4691860.00	3284302.00
Birbhum	South East	Birbhum	Sal				0.00		0.00	50.00	1179800.00	825860.00
Birbhum	South East	Birbhum	Strip ptn.				0.00		0.00	10.00	71820.00	50274.00
Birbhum	South East	Birbhum	Sal (2020)				0.00		0.00	30.00	552120.00	386484.00
Paschim Bardhaman	South East	Durgapur	QGS				0.00		0.00	205.00	2599970.00	1819979.00
Paschim Bardhaman	South East	Durgapur	Sal				0.00		0.00	10.00	215470.00	150829.00
Paschim Bardhaman	South East	Durgapur	Strip ptn.				0.00		0.00	20.00	560180.00	392126.00
Paschim Bardhaman	South East	Durgapur	Sal (2020)				0.00		0.00	10.00	184040.00	128828.00
Paschim Bardhaman	South East	Durgapur	Strip (2020)				0.00		0.00	20.00	324620.00	227234.00
		<b>Circle Total=</b>				<b>0.00</b>	<b>0.00</b>	<b>0.00</b>	<b>0.00</b>	<b>1337.50</b>	<b>19909003.00</b>	<b>13936303.00</b>
Purulia	South West	Kansabati (North)	QGS				0.00		0.00	236.00	2792180.00	1954526.00
Purulia	South West	Kansabati (North)	Sal				0.00		0.00	20.00	586300.00	410410.00
Purulia	South West	Kansabati (North)	Sal (2020)				0.00		0.00	20.00	368080.00	257656.00
Purulia	South West	Kansabati (North)	Bamboo	1632		75.00	122400.00		0.00	115.00	262790.00	183953.00
Purulia	South West	Kansabati (South)	QGS				0.00		0.00	295.00	3759760.00	2631832.00
Purulia	South West	Kansabati (South)	Sal				0.00		0.00	110.00	1819670.00	1273769.00
Purulia	South West	Kansabati (South)	Sal (2020)				0.00		0.00	30.00	552120.00	386484.00
Purulia	South West	Kansabati (South)	Bamboo	1632		100.00	163200.00		0.00	200.00	517130.00	361991.00
Purulia	South West	Purulia	Sal				0.00		0.00	70.00	1402470.00	981729.00
Purulia	South West	Purulia	Sal (2020)				0.00		0.00	20.00	368080.00	257656.00
Purulia	South West	Purulia	QGS				0.00		0.00	350.00	3135040.00	2194528.00
Purulia	South West	Purulia	Bamboo	1632		60.00	97920.00		0.00	100.00	189320.00	132524.00
Purulia	South West	Extn Forestry	Strip ptn.				0.00		0.00	125.00	2040980.00	1428686.00
Purulia	South West	Extn Forestry	Strip (2020)				0.00		0.00	40.00	649240.00	454468.00
		<b>Circle Total=</b>				<b>235.00</b>	<b>383520.00</b>	<b>0.00</b>	<b>0.00</b>	<b>1731.00</b>	<b>18443160.00</b>	<b>12910212.00</b>



Maintenance of Plantation 2019-20				Maintenance of Plantation						Grand Total		Financial Release
District	Circle	Division	Plantn. Type	4th yr	5th yr	4th yr.		5th yr.		Phy.(ha.)	Administrative Approval (Rs.)	(Rs.)
				Rate/ha. (Rs.)	Rate/ha. (Rs.)	Phy.(ha.)	Fin(Rs.)	Phy.(ha.)	Fin(Rs.)			
Howrah	P & G	Howrah S.F.	Strip ptn.				0.00		0.00	60.00	1472270.00	1030589.00
Hoogly	P & G	Howrah S.F.	Strip ptn.				0.00		0.00	20.00	351910.00	246337.00
Howrah	P & G	Howrah S.F.	Strip (2020)				0.00		0.00	20.00	324620.00	227234.00
Hoogly	P & G	Howrah S.F.	Strip (2020)				0.00		0.00	45.00	730395.00	511277.00
Circle Total=						0.00	0.00	0.00	0.00	145.00	2879195.00	2015437.00
North 24-parganas	S.B.R.	24-Parganas(N)	Strip ptn.				0.00		0.00	90.00	1687730.00	1181411.00
South 24-Parganas	S.B.R.	24-Parganas(S)	Strip ptn.				0.00		0.00	90.00	2520810.00	1764567.00
South 24-Parganas	S.B.R.	24-Parganas(S)	Mangrove				0.00		0.00	786.00	5131794.00	3592256.00
Nadia	S.B.R.	Nadia- Murshidabad	QGS				0.00		0.00	10.00	164460.00	115122.00
Murshidabad	S.B.R.	Nadia- Murshidabad	QGS				0.00		0.00	95.00	1183475.00	828433.00
Nadia	S.B.R.	Nadia- Murshidabad	Strip ptn.				0.00		0.00	5.00	140045.00	98032.00
Murshidabad	S.B.R.	Nadia- Murshidabad	Strip ptn.				0.00		0.00	10.00	280090.00	196063.00
Nadia	S.B.R.	Nadia- Murshidabad	Strip (2020)				0.00		0.00	15.00	243465.00	170426.00
Circle Total=						0.00	0.00	0.00	0.00	1101.00	11351869.00	7946310.00
Alipurduar	B.T.R.	B.T.R (E)	Misc.	5224	4938	80.00	417920.00	50.00	246900.00	300.00	4540770.00	3178539.00
Alipurduar	B.T.R.	B.T.R (E)	Fodder				0.00		0.00	80.00	1149160.00	804412.00
Alipurduar	B.T.R.	B.T.R (W)	Misc.	5224	4938	80.00	417920.00	50.00	246900.00	305.00	4698695.00	3289087.00
Alipurduar	B.T.R.	B.T.R (W)	Fodder				0.00		0.00	100.00	1403800.00	982660.00
Circle Total=						160.00	835840.00	100.00	493800.00	785.00	11792425.00	8254698.00
South 24-Parganas	S.T.R	S.T.R	Mangrove				0.00		0.00	30.00	195870.00	137109.00
Circle Total=						0.00	0.00	0.00	0.00	30.00	195870.00	137109.00
Grand Total=						1319.54	5725877.00	1166.43	5759832.00	10343.08	140944952.00	98661472.00

  
 Principal Chief Conservator of Forests,  
 General, West Bengal




Maintenance of Plantation 2019-20

District	Circle	Division	Plantn. Type	Tall seedling Rate/ha. (Rs.)	Tall seedling			Maint. of tall seedling		Maintenance of Plantation					
					1st yr	2nd yr	3rd yr	Phy.(ha.)	Fin.(Rs.)	1st yr.		2nd yr		3rd yr.	
					Rate/ha. (Rs.)	Rate/ha. (Rs.)	Rate/ha. (Rs.)			Phy.(ha.)	Fin.(Rs.)	Phy.(ha.)	Fin.(Rs.)	Phy.(ha.)	Fin.(Rs.)
Paschim Medinipur	Western Circle	Medinipur Divn	Q65		19180	13712	4571		0.00	160.00	3068800.00	276.00	3784512.00	300.00	1371300.00
Paschim Medinipur	Western Circle	Medinipur Divn	Sal		29315	21547	8488		0.00	150.00	4397250.00	35.00	754145.00	50.00	424400.00
Paschim Medinipur	Western Circle	Medinipur Divn	Sal (2020)	18404				120.00	2208480.00		0.00		0.00		0.00
Purba Medinipur	Western Circle	Purba Medinipur	Mangrove		6529	6529			0.00	61.00	398269.00	30.00	195870.00		0.00
Purba Medinipur	Western Circle	Purba Medinipur	CSB		10042	8815			0.00	50.00	502100.00	20.00	176300.00		0.00
Purba Medinipur	Western Circle	Purba Medinipur	Strip ptn.		28009	19588	7182		0.00	20.00	560180.00	0.00	0.00	35.57	255464.00
Purba Medinipur	Western Circle	Purba Medinipur	Strip (2020)	16231				59.00	957629.00		0.00		0.00		0.00
Paschim Medinipur	Western Circle	Kharagpur	Q65		19180	13712	4571		0.00	76.50	1467270.00	105.00	1439760.00	200.00	914200.00
Paschim Medinipur	Western Circle	Kharagpur	Sal		29315	21547	8488		0.00	40.00	1172600.00	20.00	430940.00	20.00	169760.00
Paschim Medinipur	Western Circle	Kharagpur	Sal (2020)	18404				70.50	1297482.00		0.00		0.00		0.00
Paschim Medinipur	Western Circle	Kharagpur	Strip ptn.		28009	19588	7182		0.00		0.00	0.00	0.00	75.00	538650.00
Paschim Medinipur	Western Circle	Kharagpur	Strip (2020)	16231				20.00	324620.00		0.00		0.00		0.00
Jhagram	Western Circle	Jhagram Divn	Q65		19180	13712	4571		0.00	173.00	3318140.00	309.00	4237008.00	262.50	1199888.00
Jhagram	Western Circle	Jhagram Divn	Sal		29315	21547	8488		0.00	40.00	1172600.00	14.00	301658.00	35.00	297080.00
Jhagram	Western Circle	Jhagram Divn	Sal (2020)	18404				42.00	772968.00		0.00		0.00		0.00
Paschim Medinipur	Western Circle	Rupnarayan	Q65		19180	13712	4571		0.00	115.00	2205700.00	215.00	2948080.00	380.00	1736980.00
Paschim Medinipur	Western Circle	Rupnarayan	Sal		29315	21547	8488		0.00	115.00	3371225.00	48.00	1034256.00	70.00	594160.00
Paschim Medinipur	Western Circle	Rupnarayan	Sal (2020)	18404				208.00	3828032.00		0.00		0.00		0.00
Paschim Medinipur	Western Circle	Rupnarayan	Bamboo		4833	3918	2285		0.00		0.00	0.00	0.00	40.00	91400.00
		<b>Circle Total=</b>				21547		<b>519.50</b>	<b>9389211.00</b>	<b>1000.50</b>	<b>21634134.00</b>	<b>1072.00</b>	<b>15302529.00</b>	<b>1468.07</b>	<b>7593282.00</b>
Bankura	Central	Bankura (N)	Q65		19180	13712	4571		0.00	382.00	7326760.00	250.00	3428000.00	180.00	822780.00
Bankura	Central	Bankura (N)	Strip ptn.		28009	19588	7182		0.00	10.00	280090.00		0.00		0.00
Bankura	Central	Bankura (N)	Sal (2020)	18404				50.00	920200.00		0.00		0.00		0.00
Bankura	Central	Bankura (N)	Strip (2020)	16231				15.00	243465.00		0.00		0.00		0.00
Bankura	Central	Bankura (N)	Bamboo		4833	3918	2285		0.00	25.00	120825.00	100.00	391800.00	50.00	114250.00
Bankura	Central	Bankura (S)	Q65		19180	13712	4571		0.00	615.00	11795700.00	550.00	7541600.00	763.00	3487673.00
Bankura	Central	Bankura (S)	Sal		29315	21547	8488		0.00	30.00	879450.00	20.00	430940.00	50.00	424400.00
Bankura	Central	Bankura (S)	Bamboo		4833	3918	2285		0.00		0.00	0.00	0.00	120.00	274200.00
Bankura	Central	Panchet	Q65		19180	13712	4571		0.00	272.00	5216960.00	168.00	2303616.00	325.00	1485575.00
Bankura	Central	Panchet	Sal (2020)	18404				50.00	920200.00		0.00		0.00		0.00
Bankura	Central	Panchet	Bamboo		4833	3918	2285		0.00		0.00	30.00	117540.00	10.00	22850.00
		<b>Circle Total=</b>				21547		<b>115.00</b>	<b>2083865.00</b>	<b>1334.00</b>	<b>25619785.00</b>	<b>1118.00</b>	<b>14213496.00</b>	<b>1498.00</b>	<b>6631728.00</b>
		<b>Grand Total=</b>						<b>634.50</b>	<b>11473076.00</b>	<b>2334.50</b>	<b>47253919.00</b>	<b>2190.00</b>	<b>29516025.00</b>	<b>2966.07</b>	<b>14225010.00</b>

H/S-4406-01-796-002-Forest Conservation and Regeneration-87-00-V




Maintenance of Plantation 2019-20				Maintenance of Plantation						Grand Total		
District	Circle	Division	Plantn. Type	4th yr	5th yr	4th yr.		5th yr.		Phy.(ha.)	Administrative Approval (Rs.)	Financial Release (Rs.)
				Rate/ha. (Rs.)	Rate/ha. (Rs.)	Phy.(ha.)	Fin(Rs.)	Phy.(ha.)	Fin(Rs.)			
								0.00	0.00	736.00	8224612.00	5757228.00
Paschim Medinipur	Western Circle	Medinipur Divn	QGS				0.00		0.00	235.00	5575795.00	3903057.00
Paschim Medinipur	Western Circle	Medinipur Divn	Sal				0.00		0.00	120.00	2208480.00	1545936.00
Paschim Medinipur	Western Circle	Medinipur Divn	Sal (2020)				0.00		0.00	91.00	594139.00	415897.00
Purba Medinipure	Western Circle	Purba Medinipure	Mangrove				0.00		0.00	70.00	678400.00	474880.00
Purba Medinipure	Western Circle	Purba Medinipure	CSB				0.00		0.00	55.57	815644.00	570951.00
Purba Medinipure	Western Circle	Purba Medinipure	Strip ptn.				0.00		0.00	59.00	957629.00	670340.00
Purba Medinipure	Western Circle	Purba Medinipure	Strip (2020)				0.00		0.00	381.50	3821230.00	2674861.00
Paschim Medinipur	Western Circle	Kharagpur	QGS				0.00		0.00	80.00	1773300.00	1241310.00
Paschim Medinipur	Western Circle	Kharagpur	Sal				0.00		0.00	70.50	1297482.00	908237.00
Paschim Medinipur	Western Circle	Kharagpur	Sal (2020)				0.00		0.00	75.00	538650.00	377055.00
Paschim Medinipur	Western Circle	Kharagpur	Strip ptn.				0.00		0.00	20.00	324620.00	227234.00
Paschim Medinipur	Western Circle	Kharagpur	Strip (2020)				0.00		0.00	744.50	8755036.00	6128525.00
Jhagram	Western Circle	Jhargram Divn	QGS				0.00		0.00	89.00	1771338.00	1239937.00
Jhagram	Western Circle	Jhargram Divn	Sal				0.00		0.00	42.00	772968.00	541078.00
Jhagram	Western Circle	Jhargram Divn	Sal (2020)				0.00		0.00	710.00	6890760.00	4823532.00
Paschim Medinipur	Western Circle	Rupnarayan	QGS				0.00		0.00	233.00	4999641.00	3499749.00
Paschim Medinipur	Western Circle	Rupnarayan	Sal				0.00		0.00	208.00	3828032.00	2679622.00
Paschim Medinipur	Western Circle	Rupnarayan	Sal (2020)				0.00		0.00	70.00	140360.00	98252.00
Paschim Medinipur	Western Circle	Rupnarayan	Bamboo	1632		30.00	48960.00		0.00			
		<b>Circle Total=</b>				<b>30.00</b>	<b>48960.00</b>	<b>0.00</b>	<b>0.00</b>	<b>4090.07</b>	<b>53968116.00</b>	<b>37777681.00</b>
Bankura	Central	Bankura (N)	QGS				0.00		0.00	812.00	11577540.00	8104278.00
Bankura	Central	Bankura (N)	Strip ptn.				0.00		0.00	10.00	280090.00	196063.00
Bankura	Central	Bankura (N)	Sal (2020)				0.00		0.00	50.00	920200.00	644140.00
Bankura	Central	Bankura (N)	Strip (2020)				0.00		0.00	15.00	243465.00	170426.00
Bankura	Central	Bankura (N)	Bamboo	1632		60.00	97920.00		0.00	235.00	724795.00	507357.00
Bankura	Central	Bankura (S)	QGS				0.00		0.00	1928.00	22824973.00	15977481.00
Bankura	Central	Bankura (S)	Sal				0.00		0.00	100.00	1734790.00	1214353.00
Bankura	Central	Bankura (S)	Sal				0.00		0.00	240.00	470040.00	329028.00
Bankura	Central	Bankura (S)	Bamboo	1632		120.00	195840.00		0.00	765.00	9006151.00	6304306.00
Bankura	Central	Panchet	QGS				0.00		0.00	50.00	920200.00	644140.00
Bankura	Central	Panchet	Sal (2020)				0.00		0.00	260.00	499430.00	349601.00
Bankura	Central	Panchet	Bamboo	1632		220.00	359040.00		0.00			
		<b>Circle Total=</b>				<b>400.00</b>	<b>652800.00</b>	<b>0.00</b>	<b>0.00</b>	<b>4465.00</b>	<b>49201674.00</b>	<b>34441173.00</b>
	<b>Grand Total=</b>					<b>430.00</b>	<b>701760.00</b>	<b>0.00</b>	<b>0.00</b>	<b>8555.07</b>	<b>103169790.00</b>	<b>72218854.00</b>

  
 Principal Chief Conservator of Forests,  
 General, West Bengal




**SCHEDULE FOR 1ST YEAR MAINTENANCE OF PLANTATIONS (2019-20)**

Sl.	Particulars of Work	Type of plantation											
		Sal SB	QGS SB	CSB SB	Mangrove SBR & WC	Strip SB	Bamboo SB	Bamboo NB	Strip NB	NB & Hills Sal	NB Misc	Misc Hills	Fodder NB, Hills and SB
	No of seedlings per ha	1600	1600	1600	5000	1600	625	625	1600	2500	2500	1600	10000
	Spacing per ha	2.5m x 2.5m	2.5m x 2.5m	2.5m x 2.5m	2m x 1m	2.5m x 2.5m	4m x 4m	4m x 4m	2.5m x 2.5m	2m x 2m	2m x 2m	2.5m x 2.5m	1mX1m
<b>A.</b>	<b>Labour Component</b>												
1	Vacancy infilling and transport of seedlings	5	5	5	8	5	3	3	5	5	5	5	
2	1st weeding, cleaning, mulching, with application of fertilizer	14	8			12	5	5	14	16	16	16	14
3	2nd weeding, cleaning, mulching	12	6			10	2	2	12	14	14	14	12
4	3rd weeding, cleaning	10	6			8			10	10	10	10	8
5	4th weeding, cleaning								8	8	8	8	
6	Cutting of firelines 3.0 m wide	5	5			5	2	2	5	5	5	5	5
7	Watch & Ward	20	10	20	12	20			20	20	20	20	10
8	Application of Insecticide and fertilizer	2	2			2			2	2	2	2	
9	Watering	8				10			10				
10	Repair of Fencing		2	2					2	2	2	2	
11	Application of fertilizer and insecticide etc. including carriage	5	5			5			5	5	5	5	
	<b>Total Mandays (Nos.)=</b>	<b>81</b>	<b>49</b>	<b>27</b>	<b>20</b>	<b>77</b>	<b>12</b>	<b>12</b>	<b>93</b>	<b>87</b>	<b>87</b>	<b>87</b>	<b>49</b>
X.	Cost of Labour Component @ Rs.244/MD for Departmental Work (Rs.)=	19764	11956	6588	4880	18788	2928	2928	22692	21228	21228	21228	11956
Y.	Add 10% Contractor's profit for tender work (Rs.)=	1976	1196	659	488	1879	293	293	2269	2123	2123	2123	1196
	Add GST.18% (SAC Code: 998519) for Tender Work over X & Y (Rs.)=	3913	2367	1304	966	3720	580	580	4493	4203	4203	4203	2367
	<b>Cost of Labour Component for tender work with GST (Rs.)=</b>	<b>25654</b>	<b>15519</b>	<b>8551</b>	<b>6334</b>	<b>24387</b>	<b>3801</b>	<b>3801</b>	<b>29454</b>	<b>27554</b>	<b>27554</b>	<b>27554</b>	<b>15519</b>
<b>B.</b>	<b>Material Cost (Rs.)</b>												
1	Material for repair of live fencing including carriage upto site		300	300						300	300	300	
2	Cost of fertilizer including carriage	1760	1760	880		1760	880	880	1760	1760	1760	1760	
3	Cost of Insecticide	1000	1000			1000			1000	1000	1000	1000	
4	Contingency 3%	676	450	233	146	646	114	114	764	729	729	729	359
5	Labour Cess 1%	225	150	78	49	215	38	38	255	243	243	243	120
	<b>Total Material Cost without GST &amp; Labour Cess (Rs.)=</b>	<b>2760</b>	<b>3060</b>	<b>1180</b>	<b>0</b>	<b>2760</b>	<b>880</b>	<b>880</b>	<b>2760</b>	<b>3060</b>	<b>3060</b>	<b>3060</b>	<b>0</b>
	<b>Grand Total for Departmental Work (Rs.)=</b>	<b>23200</b>	<b>15466</b>	<b>8001</b>	<b>5026</b>	<b>22194</b>	<b>3922</b>	<b>3922</b>	<b>26216</b>	<b>25017</b>	<b>25017</b>	<b>25017</b>	<b>12315</b>
	<b>Grand Total for Tender Work [without GST](Rs.)=</b>	<b>25176</b>	<b>16662</b>	<b>8660</b>	<b>5514</b>	<b>24073</b>	<b>4215</b>	<b>4215</b>	<b>28485</b>	<b>27139</b>	<b>27139</b>	<b>27139</b>	<b>13510</b>
	<b>GRAND TOTAL for e-TENDER WORK with GST (Rs.)=</b>	<b>29315</b>	<b>19180</b>	<b>10042</b>	<b>6529</b>	<b>28009</b>	<b>4833</b>	<b>4833</b>	<b>33232</b>	<b>31585</b>	<b>31585</b>	<b>31585</b>	<b>15997</b>

  
 Principal Chief Conservator of Forests &  
 Head of Forest Force, West Bengal




SCHEDULE FOR 2ND YEAR MAINTENANCE OF PLANTATIONS (2019-20)													
		Type of plantation											
		Sal SB	QGS SB	CSB SB	Mangrove SBR & WC	Strip SB	Bamboo SB	Bamboo NB	Strip NB	NB & Hills Sal	NB Misc	Misc Hills	Fodder NB, Hills and SB
	No of seedlings per ha	1600	1600	1600	5000	1600	625	625	1600	2500	2500	1600	10000
	Spacing per ha	2.5m x 2.5m	2.5m x 2.5m	2.5m x 2.5m	2m x 1m	2.5m x 2.5m	4m x 4m	4m x 4m	2.5m x 2.5m	2m x 2m	2m x 2m	2.5m x 2.5m	1mX1m
Sl.	Particulars of Work												
A.	Labour Component												
1	Vacancy infilling and including carriage	5	5	5	8	5	3	3	5	5	5	5	
2	1st weeding, cleaning	14	8			12	5	5	14	16	16	16	14
3	2nd weeding, cleaning	12	6			10	2	2	12	14	14	14	12
4	3rd weeding, cleaning	10	6			8			10	10	10	10	8
5	Watch & Ward	20	10	20	12	20			20	20	20	20	
6	Digging of Fireline	5	5			5	2	2	5	5	5	5	5
7	Repair of Fencing		2	2					2	2	2	2	
	Total Mandays (Nos.)=	66	42	27	20	60	12	12	68	72	72	72	39
X.	Cost of Labour Component @ Rs.244/MD for Departmental Work (Rs.)	16104	10248	6588	4880	14640	2928	2928	16592	17568	17568	17568	9516
Y.	Add 10% Contractor's profit for tender work (Rs.)=	1610	1025	659	488	1464	293	293	1659	1757	1757	1757	952
	Add GST.18% (SAC Code: 998519) for Tender Work over X & Y (Rs.)=	3189	2029	1304	966	2899	580	580	3285	3478	3478	3478	1884
	Cost of Labour Component for Tender work with GST (Rs.)=	20903	13302	8551	6334	19003	3801	3801	21536	22803	22803	22803	12352
8	Contingency 3% (Rs.)	483	307	198	146	439	88	88	498	527	527	527	285
9	Labour Cess 1% (Rs.)	161	102	66	49	146	29	29	166	176	176	176	95
	Grand Total for Departmental Work (Rs.)=	16587	10555	6786	5026	15079	3016	3016	17090	18095	18095	18095	9801
	Grand Total for Tender Work [without GST](Rs.)=	18198	11580	7444	5514	16543	3309	3309	18749	19852	19852	19852	10753
	GRAND TOTAL for e-TENDER WORK with GST (Rs.)=	21547	13712	8815	6529	19588	3918	3918	22200	23506	23506	23506	12732

  
 Principal Chief Conservator of Forests &  
 Head of Forest Force, West Bengal




**SCHEDULE FOR 3RD YEAR MAINTENANCE OF PLANTATIONS (2019-20)**

		Type of plantation											
		Sal SB	QGS SB	CSB SB	Mangrove SBR & WC	Strip SB	Bamboo SB	Bamboo NB	Strip NB	NB & Hills Sal	NB Misc	Misc Hills	Fodder NB, Hills and SB
<b>No of seedlings per ha</b>		1600	1600	1600	5000	1600	625	625	1600	2500	2500	1600	10000
<b>Spacing per ha</b>		2.5m x 2.5m	2.5m x 2.5m	2.5m x 2.5m	2m x 1m	2.5m x 2.5m	4m x 4m	4m x 4m	2.5m x 2.5m	2m x 2m	2m x 2m	2.5m x 2.5m	1mX1m
Sl.	Particulars of Work												
<b>A.</b>	<b>Labour Component</b>												
1	1st weeding, cleaning	14	8			12	5	5	14	16	16	16	
2	2nd weeding, cleaning	12	6			10	2	2	12	14	14	14	
<b>Total Mandays (Nos.)=</b>		<b>26</b>	<b>14</b>			<b>22</b>	<b>7</b>	<b>7</b>	<b>26</b>	<b>30</b>	<b>30</b>	<b>30</b>	
X.	<b>Cost of Labour Component @ Rs.244/MD for Departmental Work (Rs.)</b>	<b>6344</b>	<b>3416</b>			<b>5368</b>	<b>1708</b>	<b>1708</b>	<b>6344</b>	<b>7320</b>	<b>7320</b>	<b>7320</b>	
Y.	<b>Add 10% Contractor's profit for tender work (Rs.)=</b>	<b>634</b>	<b>342</b>			<b>537</b>	<b>171</b>	<b>171</b>	<b>634</b>	<b>732</b>	<b>732</b>	<b>732</b>	
<b>Add GST.18% (SAC Code: 998519) for Tender Work over X &amp; Y (Rs.)=</b>		<b>1256</b>	<b>676</b>			<b>1063</b>	<b>338</b>	<b>338</b>	<b>1256</b>	<b>1449</b>	<b>1449</b>	<b>1449</b>	
<b>Cost of Labour Component for Tender work with GST (Rs.)=</b>		<b>8235</b>	<b>4434</b>			<b>6968</b>	<b>2217</b>	<b>2217</b>	<b>8235</b>	<b>9501</b>	<b>9501</b>	<b>9501</b>	
3	Contingency 3% (Rs.)	190	102			161	51	51	190	220	220	220	
4	Labour Cess 1% (Rs.)	63	34			54	17	17	63	73	73	73	
<b>Grand Total for Departmental Work (Rs.)=</b>		<b>6534</b>	<b>3518</b>			<b>5529</b>	<b>1759</b>	<b>1759</b>	<b>6534</b>	<b>7540</b>	<b>7540</b>	<b>7540</b>	
<b>Grand Total for Tender Work [without GST] (Rs.)=</b>		<b>7169</b>	<b>3860</b>			<b>6066</b>	<b>1930</b>	<b>1930</b>	<b>7169</b>	<b>8272</b>	<b>8272</b>	<b>8272</b>	
<b>GRAND TOTAL for e-TENDER WORK with GST (Rs.)=</b>		<b>8488</b>	<b>4571</b>			<b>7182</b>	<b>2285</b>	<b>2285</b>	<b>8488</b>	<b>9794</b>	<b>9794</b>	<b>9794</b>	

  
 Principal Chief Conservator of Forests &  
 Head of Forest Force, West Bengal




SCHEDULE FOR 4TH YEAR MAINTENANCE OF PLANTATIONS (2019-20)													
		Type of plantation											
		Sal SB	QGS SB	CSB SB	Mangrove SBR & WC	Strip SB	Bamboo SB	Bamboo NB	Strip NB	NB & Hills Sal	NB Misc	Misc Hills	Fodder NB, Hills and SB
	No of seedlings per ha	1600	1600	1600	5000	1600	625	625	1600	2500	2500	1600	10000
	Spacing per ha	2.5m x 2.5m	2.5m x 2.5m	2.5m x 2.5m	2m x 1m	2.5m x 2.5m	4m x 4m	4m x 4m	2.5m x 2.5m	2m x 2m	2m x 2m	2.5m x 2.5m	1mX1m
Sl.	Particulars of Work												
A.	Labour Component												
1	Weeding, cleaning						5	5		16	16	16	
	Total Mandays (Nos.)=						5	5		16	16	16	
X.	Cost of Labour Component @ Rs.244/MD for Departmental Work (Rs.)						1220	1220		3904	3904	3904	
Y.	Add 10% Contractor's profit for tender work (Rs.)=						122	122		390	390	390	
	Add GST.18% (SAC Code: 998519) for Tender Work over X & Y (Rs.)=						242	242		773	773	773	
	Cost of Labour Component for Tender work with GST (Rs.)=						1584	1584		5067	5067	5067	
2	Contingency 3% (Rs.)						37	37		117	117	117	
3	Labour Cess 1% (Rs.)						12	12		39	39	39	
	Grand Total for Departmental Work (Rs.)=						1257	1257		4021	4021	4021	
	Grand Total for Tender Work [without GST] (Rs.)=						1379	1379		4412	4412	4412	
	GRAND TOTAL for e-TENDER WORK with GST (Rs.)=						1632	1632		5224	5224	5224	

  
 Principal Chief Conservator of Forests &  
 Head of Forest Force, West Bengal



SCHEDULE FOR 5TH YEAR MAINTENANCE OF North Bengal PLANTATIONS (2019-20)													
		Type of plantation											
		Sal SB	QGS SB	CSB SB	Mangrove SBR & WC	Strip SB	Bamboo SB	Bamboo NB	Strip NB	NB & Hills Sal	NB Misc	Misc Hills	Fodder NB, Hills and SB
		1600	1600	1600	5000	1600	625	625	1600	2500	2500	1600	10000
No of seedlings per ha		2.5m x 2.5m	2.5m x 2.5m	2.5m x 2.5m	2m x 1m	2.5m x 2.5m	4m x 4m	4m x 4m	2.5m x 2.5m	2m x 2m	2m x 2m	2.5m x 2.5m	1mX1m
Spacing per ha													
Sl.	Particulars of Work												
A. Labour Component													
1	Weeding, cleaning & Climber cutting									14	14	14	
Total Mandays (Nos.)=										14	14	14	
X.	Cost of Labour Component @ Rs.244/MD for Departmental Work (Rs.)									3416	3416	3416	
Y.	Add 10% Contractor's profit for tender work (Rs.)=									342	342	342	
Add GST.18% (SAC Code: 998519) for Tender Work over X & Y (Rs.)=										676	676	676	
Cost of Labour Component for Tender work with GST (Rs.)=										4434	4434	4434	
2	Contingency 3% (Rs.)									470	470	470	
3	Labour Cess 1% (Rs.)									34	34	34	
Grand Total for Departmental Work (Rs.)=										3886	3886	3886	
Grand Total for Tender Work [without GST] (Rs.)=										4228	4228	4228	
GRAND TOTAL for e-TENDER WORK with GST (Rs.)=										4938	4938	4938	

  
 Principal Chief Conservator of Forests &  
 Head of Forest Force, West Bengal



Schedule of Maintenance of Tall Seedlings for 2020 plantations				
Number of Seedlings per hectare (add 10% casualty)		Type of Plantation		
		Sal SB	Strip SB	Strip NB
		1600	625	625
Sl.	Particulars of Work	M.Days@ Rs.244/-		
<b>A.</b>	<b>LABOUR COMPONENT</b>			
	Cost of doing the following works in connection with maintenance of seedlings quantum to per ha.	<b>2nd year</b>		
	<b>at Central Nurseries from April,2018 to March,2019</b>			
1	Cost of preparation of potting mixture for 8"X12" polybag and fillings the bags with potting mixture		6	6
2	Replacement, shifting & maintenance of seedlings from 4"X8" polypot / hypocot to 8"X10" polybag in the month of April,18		3	3
3	Sorting,shifting,weeding-Cleaning, forking, culling, watering and maintenance of seedlings in central nurseries for 12 months ( April, 2018 to March, 2019)	36	12	12
4	Application of Bio-fertiliser, insecticides, Fungicides, Hormone, Micronutrients etc	6	2	2
5	Cost of Watch & Ward	8	4	4
<b>Total Mandays (Nos.)=</b>		<b>50</b>	<b>27</b>	<b>27</b>
X.	<b>Cost of Labour Component @ Rs.244/MD for Departmental Work (Rs.)=</b>	<b>12200</b>	<b>6588</b>	<b>6588</b>
Y.	<b>Add 10% Contactors profit for tender work (Rs.)=</b>	<b>1220</b>	<b>659</b>	<b>659</b>
<b>Add GST.18% (SAC Code: 998519) for Tender Work over X &amp; Y (Rs.)=</b>		<b>2416</b>	<b>1304</b>	<b>1304</b>
<b>Cost of Labour Component for tender work with GST (Rs.)=</b>		<b>15836</b>	<b>8551</b>	<b>8551</b>
<b>B.</b>	<b>MATERIAL COMPONENT ( in Rs.)</b>			
6	Additional cost of Cow-Dung Manure for larger poly bag over 1.25 m3 @ Rs.2500/- per cubic metres (GST: NIL)		3125	3125
7	Cost of good earth over 2.5 m3 @ Rs.700/- per m3 (GST: NIL)		1750	1750
8	Cost of sand over 1.25 m3 @ Rs.800/- per m3 (GST: NIL)		1000	1000
9	Cost of Poly Bag (8" X 12") over 6 kgs @ Rs. 150/- per Kg (GST: 18%)		900	900
10	Cost of Oil Cake/ Biofertiliser, Compost for replenishment of hypocot seedlings/ Organic manure etc. (GST: NIL)	1500		
11	Cost of Insecticides, Fungicides, Micro-nutrients, Hormone etc. (GST: NIL)	500	200	200
12	Contingencies 3%	426	407	407
13	Labour Cess 1%	142	136	136
<b>Total Material Cost without GST &amp; Labour Cess (Rs.)=</b>		<b>2000</b>	<b>6975</b>	<b>6975</b>
<b>Grand Total for Departmental Work (Rs.)=</b>		<b>14626</b>	<b>13970</b>	<b>13970</b>
<b>Grand Total for Tender Work [without GST](Rs.)=</b>		<b>15846</b>	<b>14629</b>	<b>14629</b>
<b>18% GST on item no. B.(9) for Tender work (Rs.)=</b>			<b>162</b>	<b>162</b>
<b>GRAND TOTAL for e-TENDER WORK with GST (Rs.)=</b>		<b>18404</b>	<b>16231</b>	<b>16231</b>

  
 Principal Chief Conservator of Forests,  
 Head of Forest Force, West Bengal