

Government of West Bengal  
Directorate of Forests  
West Bengal , Aranya Bhawan , Bidhan Nagar,  
Block -LA , No - 10A , Sector -III.  
Kolkata -700098

No 1592 /P&S(P)/ 3D – 554/19-20

Date: 22/05/19

To :: The Additional Chief Secretary to the Government of West Bengal,  
Department of Forests

**Sub ::** Submission of work proposal for Creation Work of Plantation under the head of services mentioned therein for 2019-20

Sir,


The detailed estimates of Rs. 51,73,20,345/-(Rupees Fifty One Crore Seventy Three Lakh Twenty Thousand Three Hundred Forty Five) only are submitted herewith for favour of Govt. sanction & placement of fund for the schemes mentioned below.

Name of the Scheme	for the amount ( Rs.)
4406-01-101-001-Forest Conservation and Regeneration-87-00-V	Rs. 51,73,20,345/-

Utilisation certificate relating to the Head of Services mentioned above for the year 2019-20 is also submitted herewith. The relevant Statement -“A“ / Plan Release and the estimates of individual Plantation type are enclosed herewith.

The Department of Forest are requested to please accord the administrative approval for Rs. 51,73,20,345/-(Rupees Fifty One Crore Seventy Three Lakh Twenty Thousand Three Hundred Forty Five) only for the year 2019-20 and sanction and release the fund amounting of Rs. 36,21,24,246 (Thirty six crore twenty one lakh twenty four thousand two hundred and forty six) only (70% of total project cost) initially in favour of the P.C.C.F.(HoFF), W.B. at an early date.

Encl: As stated above.


  
Principal Chief Conservator of Forests,  
General, West Bengal

No 1593 /P&S(P)/ 3D – 554/19-20

Date 22/05/19

Copy forwarded for information and necessary action to :

- 1) The Chief Conservator of Forests, Northern Circle, West Bengal.
- 2) The Chief Conservator of Forests, Hills Circle, West Bengal
- 3) The Chief Conservator of Forests, Western Circle, West Bengal
- 4) The Chief Conservator of Forests, Central Circle, West Bengal
- 5) The Chief Conservator of Forests, South-West Circle, West Bengal
- 6) The Chief Conservator of Forests, South-East Circle, West Bengal
- 7) The Conservator of Forests, North-West Circle, West Bengal
- 8) The Conservator of Forests, Parks & Gardens Circle, West Bengal
- 9) The Chief Conservator of Forests, Soil Conservation (North) Circle, West Bengal
- 10) The Conservator of Forests, Wild Life (North) Circle, West Bengal
- 11) Field Director, S.T.R. West Bengal
- 12) Field Director, B.T.R. West Bengal
- 13) Joint Director, S.B.R., West Bengal

  
Principal Chief Conservator of Forests,  
General, West Bengal




Work Program for Creation Work of Plantation under State Plan for 2019-20

H/S-4406-01-101-001-Forest Conservation and Regeneration-87-00-V							
District	Circle	Division	Pltn. Type	Plantation			
				Rate(Rs.)/ Ha.	Phy (Ha.)	Administrative Approval (Rs.)	Financial Release (Rs.)
Darjeeling	Hill Circle	Darjeeling	Misc.	80462	20.00	1609240.00	1126468.00
Darjeeling	Hill Circle	Darjeeling	Sal	98220	5.00	491100.00	343770.00
Darjeeling	Hill Circle	Kurseong Dn.	Misc.	80462	20.00	1609240.00	1126468.00
		<b>Circle Total=</b>			<b>45.00</b>	<b>3709580.00</b>	<b>2596706.00</b>
Jalpaiguri	Northern Circle	NTPF	Fodder	59619	20.00	1192380.00	834666.00
Jalpaiguri	Northern Circle	Jalpaiguri	Misc.	89673	50.00	4483650.00	3138555.00
Jalpaiguri	Northern Circle	Jalpaiguri	Sal	98220	20.00	1964400.00	1375080.00
Jalpaiguri	Northern Circle	Baikunthpur	Misc.	89673	42.00	3766266.00	2636386.00
Jalpaiguri	Northern Circle	Baikunthpur	Sal	98220	14.00	1375080.00	962556.00
Coochbehar	Northern Circle	Coochbehar	Strip(2019)	75536	25.00	1888400.00	1321880.00
Coochbehar	Northern Circle	Coochbehar	Misc.	89673	72.43	6495015.00	4546511.00
		<b>Circle Total=</b>			<b>243.43</b>	<b>21165191.00</b>	<b>14815634.00</b>
Malda	North West	Malda	Strip(2019)	75536	50.00	3776800.00	2643760.00
Uttar Dinajpur	North West	Raiganj S.F	Misc.	89673	10.00	896730.00	627711.00
Dakshin Dinajpur	North West	Raiganj S.F	Misc.	89673	10.00	896730.00	627711.00
Uttar Dinajpur	North West	Raiganj S.F	Strip(2019)	75536	120.00	9064320.00	6345024.00
Dakshin Dinajpur	North West	Raiganj S.F	Strip(2019)	75536	130.00	9819680.00	6873776.00
Darjeeling	North West	Siliguri S.F	Strip(2019)	75536	130.00	9819680.00	6873776.00
Jalpaiguri	North West	Jalpaiguri S.F.	Strip(2019)	75536	30.00	2266080.00	1586256.00
		<b>Circle Total=</b>			<b>480.00</b>	<b>36540020.00</b>	<b>25578014.00</b>
Darjeeling	W.L (North)	Darjeeling W L	Misc.	80462	20.00	1609240.00	1126468.00
Jalpaiguri	W.L (North)	Gorumara W L	Misc.	89673	20.00	1793460.00	1255422.00
Jalpaiguri	W.L (North)	Gorumara W L	Fodder	59619	120.00	7154280.00	5007996.00
Alipurduar	W.L (North)	Jaldapara W L	Fodder	59619	275.00	16395225.00	11476658.00
Alipurduar	W.L (North)	Jaldapara W L	Misc.	89673	60.31	5408179.00	3785725.00
Alipurduar	W.L (North)	Jaldapara W L	Sal	98220	20.51	2014492.00	1410144.00
		<b>Circle Total=</b>			<b>515.82</b>	<b>34374876.00</b>	<b>24062413.00</b>
Darjeeling	Soil Conservation(N)	Kurseong Soil	Misc.	80462	15.00	1206930.00	844851.00
Jalpaiguri	Soil Conservation(N)	Soil (North)	Misc.	89673	30.00	2690190.00	1883133.00
Alipurduar	Soil Conservation(N)	Soil (North)	Misc.	89673	30.00	2690190.00	1883133.00
Coochbehar	Soil Conservation(N)	Soil (North)	Misc.	89673	10.00	896730.00	627711.00
		<b>Circle Total=</b>			<b>85.00</b>	<b>7484040.00</b>	<b>5238828.00</b>
Paschim Medinipur	Western Circle	Medinipur Divn	QGS	70224	187.00	13131888.00	9192321.00
Paschim Medinipur	Western Circle	Medinipur Divn	Sal (2019)	94926	120.00	11391120.00	7973784.00
Purba Medinipur	Western Circle	Purba Medinipur	Strip(2019)	72389	55.00	3981395.00	2786977.00
Purba Medinipur	Western Circle	Purba Medinipur	CSB	73843	50.00	3692150.00	2584506.00
Purba Medinipur	Western Circle	Purba Medinipur	Mangrove	52978	50.00	2648900.00	1854231.00
Paschim Medinipur	Western Circle	Kharagpur	QGS	70224	210.00	14747040.00	10322928.00
Paschim Medinipur	Western Circle	Kharagpur	Sal (2019)	94926	60.00	5695560.00	3986891.00
Paschim Medinipur	Western Circle	Kharagpur	Strip(2019)	72389	20.00	1447780.00	1013445.00
Jhargram	Western Circle	Jhargram Divn	QGS	70224	201.00	14115024.00	9880517.00
Jhargram	Western Circle	Jhargram Divn	Sal (2019)	94926	35.00	3322410.00	2325687.00
Paschim Medinipur	Western Circle	Rupnarayan	QGS	70224	315.00	22120560.00	15484391.00
Paschim Medinipur	Western Circle	Rupnarayan	Sal (2019)	94926	140.00	13289640.00	9302748.00
		<b>Circle Total=</b>			<b>1443.00</b>	<b>109583467.00</b>	<b>76708428.00</b>



H/S-4406-01-101-001-Forest Conservation and Regeneration-87-00-V							
District	Circle	Division	Pltn. Type	Plantation			
				Rate(Rs.)/ Ha.	Phy (Ha.)	Administrative Approval (Rs.)	Financial Release (Rs.)
Bankura	Central	Bankura (N)	QGS	70224	481.70	33826901.00	23678831.00
Bankura	Central	Bankura (N)	Strip(2019)	72389	10.00	723890.00	506723.00
Bankura	Central	Bankura (N)	Sal (2019)	94926	30.00	2847780.00	1993446.00
Bankura	Central	Bankura (S)	QGS	70224	963.00	67625712.00	47337998.00
Bankura	Central	Bankura (S)	Sal (2019)	94926	55.00	5220930.00	3654651.00
Bankura	Central	Panchet	QGS	70224	570.00	40027680.00	28019376.00
Bankura	Central	Panchet	Sal (2019)	94926	30.00	2847780.00	1993446.00
		<b>Circle Total=</b>			<b>2139.70</b>	<b>153120673.00</b>	<b>107184471.00</b>
Purba bardhaman	South East	Burdwan	QGS	70224	220.00	15449280.00	10814496.00
Purba bardhaman	South East	Burdwan	Strip(2019)	72389	50.00	3619450.00	2533615.00
Purba bardhaman	South East	Burdwan	Sal (2019)	94926	33.00	3132558.00	2192791.00
Purba bardhaman	South East	Burdwan	Bamboo	39975	5.00	199875.00	139913.00
Birbhum	South East	Birbhum	QGS	70224	126.00	8848224.00	6193757.00
Paschim bardhaman	South East	Durgapur	QGS	70224	55.00	3862320.00	2703624.00
Paschim bardhaman	South East	Durgapur	Strip(2019)	72389	20.00	1447780.00	1013446.00
		<b>Circle Total=</b>			<b>509.00</b>	<b>36559487.00</b>	<b>25591642.00</b>
Purulia	South West	Kansabati (North)	QGS	70224	367.00	25772208.00	18040546.00
Purulia	South West	Kansabati (North)	Sal (2019)	94926	20.00	1898520.00	1328964.00
Purulia	South West	Kansabati (North)	Bamboo	39975	30.00	1199250.00	839475.00
Purulia	South West	Kansabati (South)	Bamboo	39975	30.00	1199250.00	839475.00
Purulia	South West	Kansabati (South)	QGS	70224	220.00	15449280.00	10814496.00
Purulia	South West	Kansabati (South)	Sal (2019)	94926	30.00	2847780.00	1993446.00
Purulia	South West	Purulia	QGS	70224	307.00	21558768.00	15091138.00
Purulia	South West	Purulia	Sal (2019)	94926	20.00	1898520.00	1328964.00
Purulia	South West	Purulia	Bamboo	39975	30.00	1199250.00	839475.00
Purulia	South West	Extn. Forestry	Strip(2019)	72389	40.00	2895560.00	2026892.00
		<b>Circle Total=</b>			<b>1094.00</b>	<b>75918386.00</b>	<b>53142871.00</b>
Howrah	Parks & Gardens	Howrah S.F.	Strip(2019)	72389	35.00	2533615.00	1773531.00
Hoogly	Parks & Gardens	Howrah S.F.	Strip(2019)	72389	30.00	2171670.00	1520169.00
		<b>Circle Total=</b>			<b>65.00</b>	<b>4705285.00</b>	<b>3293700.00</b>
24-Parganas(N)	S.B.R.	24-Parganas(N)	Strip(2019)	72389	30.00	2171670.00	1520169.00
24-Parganas(S)	S.B.R.	24-Parganas(S)	Strip(2019)	72389	50.00	3619450.00	2533615.00
24-Parganas(S)	S.B.R.	24-Parganas(S)	Mangrove	36512	170.00	6207040.00	4344928.00
Nadia	S.B.R.	Nadia- Murshidabad	QGS	70224	7.00	491568.00	344098.00
Nadia	S.B.R.	Nadia- Murshidabad	Strip(2019)	72389	5.00	361945.00	253362.00
Murshidabad	S.B.R.	Nadia- Murshidabad	Strip(2019)	72389	10.00	723890.00	506723.00
Murshidabad	S.B.R.	Nadia- Murshidabad	QGS	70224	33.00	2317392.00	1622174.00
		<b>Circle Total=</b>			<b>305.00</b>	<b>158,92,955.00</b>	<b>111,25,069.00</b>
Alipurduar	B.T.R.	B.T.R (East)	Misc.	89673	75.00	6725475.00	4707833.00
Alipurduar	B.T.R.	B.T.R (East)	Fodder	59619	50.00	2980950.00	2086665.00
Alipurduar	B.T.R.	B.T.R (West)	Fodder	59619	50.00	2980950.00	2086665.00
Alipurduar	B.T.R.	B.T.R (West)	Misc.	89673	50.00	4483650.00	3138555.00
		<b>Circle Total=</b>			<b>225.00</b>	<b>17171025.00</b>	<b>12019718.00</b>
24-Parganas(S)	S.T.R.	S.T.R.	Mangrove	36512	30.00	1095360.00	766752.00
		<b>Circle Total=</b>			<b>30.00</b>	<b>1095360.00</b>	<b>766752.00</b>
		<b>Grand Total=</b>			<b>7179.95</b>	<b>517320345.00</b>	<b>362124246.00</b>

  
 Principal Chief Conservator of Forests,  
 General, West Bengal



**SCHEDULE OF CREATION OF PLANTATIONS (2019-20)**

Type of Plantation	Sal SB	QGS SB	CSB SB	Strip SB	Bamboo SB	Bamboo NB	Strip NB	NB & Hills Sal	NB Misc	Misc Hills	Fodder NB, Hills and SB
No of seedlings per ha	1600	1600	1600	625	625	625	625	2500	2500	1600	10000
No of Seedlings per km for single row for Strip Plantation				250			250				
Spacing per ha	2.5m x 2.5m	2.5m x 2.5m	2.5m x 2.5m	4m x 4m	4m x 4m	4m x 4m	4m x 4m	2m x 2m	2m x 2m	2.5m x 2.5m	1mX1m
Spacing per km for single row for Strip Plantation				4m			4m				
Pit Size	60cm. x 45cm. x 45cm.	60cm. x 45cm. x 45cm.	60cm. x 45cm. x 45cm.	60cm. x 60cm. x 45cm.	75cm. x 60cm. x 45cm.	75cm. x 60cm. x 45cm.	60cm. x 60cm. x 45cm.	60cm. x 45cm. x 45cm.	60cm. x 45cm. x 45cm.	60cm. x 45cm. x 45cm.	
Sl.	Particulars of Work										
A.	Labour Component										
1	Survey and demarcation of the plantation area including GPS Survey by technical Person										
2	Burning, removing debris & cleaning of the Pltn site and making inspection path										
3	Alignment of planting lines and staking the pit positions										
4	Cost of digging pits										
5	Alignment and cutting of contour trench of size 0.45m x 0.45m x 5 mt, total 500 m long per ha= 101. 25 m <sup>3</sup> in staggered manner, 0.5 mt away from another line for easy movement, Trench line to next trench line distance 10 mt.										
6	Making contour terrace and preplanting clearing of the terrace.										
7	Sorting, shifting, weeding, cleaning and watering of seedlings in nursery (April-June)										
8	Making inspection path										
9	Making brush wood fencing around the planting area/ barbed wire fencing for Sal, CSB and Strip Plantation										
10	Hoing & hand weeding of sal line										
11	Digging of trenches for sowing seed over 2500 mt. 0.3 mt. x 0.3 mt.										
12	Filling up of planting pits with dug up pulverized soil, Organic manure, Fungicides, Micro-Nutrients etc										
13	Cost of planting bamboo rhizome/double noded cutting in plantation site over 417 numbers										
14	Hoing the scouring line along the boundary of the plantation										
15	Cost of carriage of seedlings from nursery to planting site										
16	Dibbling & sowing of sal seeds and hand weeding										
17	Transplanting of potted seedlings including carriage from field nursery to planting site and staking										
18	Cost of making conical shape earthen mounts of dia 1.0 mt. as base over 1600 nos.										
19	Application of insecticide to the planted seedlings										
20	Vacancy filling with potted seedling										
21	Cost of application organic manure as per doses prescriber per pit										
22	1st time weeding cleaning & mulching with application of fertilizer & vacancy filling										



**SCHEDULE OF CREATION OF PLANTATIONS (2019-20)**

	Type of Plantation	Sal SB	QGS SB	CSB SB	Strip SB	Bamboo SB	Bamboo NB	Strip NB	NB & Hills Sal	NB Misc	Misc Hills	Fodder NB, Hills and SB
23	2nd time weeding cleaning & mulching with application of fertilizer & vacancy filling	14	14	8	12	4	10	12	12	14	14	12
24	3rd time weeding cleaning & mulching without application of fertilizer & vacancy filling	10	10	6	10		8	10	10	10	12	10
25	4th time weeding cleaning & mulching without application of fertilizer	8			6		6	8	8	8	10	8
26	5th time weeding cleaning & mulching without application of fertilizer							6	6	6	8	
27	Sowing of Arahara seeds as nurse crop on the ridges of dug up soil along the continuous trenches.	2										
28	Making fire lines 1.50 mt. wide all along the periphery and 1.20 mt. with inside pln.	4	4	2	2	4	4	2	4	4	4	4
29	Watering to planted seedlings during dry spell for establishment	10			14			12				
30	Cost of watch & Ward from Sep to March	18	18	12	18			18	18	18	18	10
<b>Total Mandays (Nos.)=</b>		<b>223</b>	<b>198</b>	<b>164</b>	<b>143</b>	<b>117</b>	<b>118</b>	<b>156</b>	<b>230</b>	<b>260</b>	<b>226</b>	<b>157</b>
X.	<b>Cost of Labour Component @ Rs.244/MD for Departmental Work (Rs.)=</b>	<b>54412</b>	<b>48912</b>	<b>40016</b>	<b>34892</b>	<b>28548</b>	<b>28792</b>	<b>38064</b>	<b>56120</b>	<b>63440</b>	<b>55144</b>	<b>38908</b>
<b>Add GST.18% (SAC code: 998519) for Tender Work (Rs.)=</b>		<b>9794</b>	<b>8696</b>	<b>7203</b>	<b>6281</b>	<b>5139</b>	<b>5183</b>	<b>6852</b>	<b>10102</b>	<b>11419</b>	<b>9926</b>	<b>6895</b>
<b>Cost of Labour Component for tender work with GST (Rs.)=</b>		<b>64206</b>	<b>57008</b>	<b>47219</b>	<b>41173</b>	<b>33687</b>	<b>33975</b>	<b>44916</b>	<b>66222</b>	<b>74859</b>	<b>65070</b>	<b>45203</b>
B.	<b>Material Cost (Rs.)</b>											
1	Seeds / Slips (GST : NIL)								2000			2000
2	Chemical Fertilizer @ 50 gm DAP/Plant (GST : 0%)	2500	2500	2000	2000	1000	1000	1500	2500	2000	2500	
3	Insecticides / Hormones (GST : 0%)	1500	1000		1000			1000	1000	500	1000	
4	Organic manure (GST : NA)	500	500	500	500	500	500					1000
5	Signages (GST :18%)	100	100	100	100	100	100	100	100	100	100	100
6	Vegetative Fencing material / Bamboo (LS) / Gablon (GST : NIL)/Energized fencing using used materials		1500							2500	2000	5000
7	Barbed wire fencing	14500		14500	14500			14500	14500			
8	Carriage of Seedlings and fertilizer by Truck / vehicle etc.(GST : 18%)	500	500	500	4000	500	500	4000	500	500	1500	500
9	Contingencies 3 %	2220	1632	1728	1710	919	927	1775	2302	2071	1867	1407
10	Labour Cess 1%	740	544	576	570	306	309	592	767	690	622	469
Y.	<b>Total Material Cost without GST &amp; Labour Cess (Rs.)=</b>	<b>19600</b>	<b>6100</b>	<b>17600</b>	<b>22100</b>	<b>2100</b>	<b>2100</b>	<b>21100</b>	<b>20600</b>	<b>5600</b>	<b>7100</b>	<b>8600</b>
<b>Grand Total for Departmental Work (Rs.)=</b>		<b>76232</b>	<b>56044</b>	<b>59344</b>	<b>58702</b>	<b>31567</b>	<b>31819</b>	<b>60939</b>	<b>79022</b>	<b>71111</b>	<b>64111</b>	<b>48315</b>
<b>Add 10% Contractors profit for tender work (X) (Rs.)=</b>		<b>5441</b>	<b>4831</b>	<b>4002</b>	<b>3489</b>	<b>2855</b>	<b>2879</b>	<b>3806</b>	<b>5612</b>	<b>6344</b>	<b>5514</b>	<b>3831</b>
<b>Grand Total for Tender Work (without GST)(Rs.)=</b>		<b>81674</b>	<b>60876</b>	<b>63346</b>	<b>62191</b>	<b>34422</b>	<b>34698</b>	<b>64745</b>	<b>84634</b>	<b>77455</b>	<b>69626</b>	<b>52146</b>
<b>18% GST on item no. B.(5),(7)&amp;(8) for Tender work (Rs.)=</b>		<b>2718</b>	<b>108</b>	<b>2718</b>	<b>3348</b>	<b>108</b>	<b>108</b>	<b>3348</b>	<b>2718</b>	<b>108</b>	<b>288</b>	<b>108</b>
<b>GRAND TOTAL for e-TENDER WORK with GST (Rs.)=</b>		<b>94926</b>	<b>70224</b>	<b>73843</b>	<b>72389</b>	<b>39975</b>	<b>40297</b>	<b>75536</b>	<b>98220</b>	<b>89673</b>	<b>80462</b>	<b>59619</b>


Deputy Conservator of Forests,

Principal Chief Conservator of Forests &  
Head of Forest Force, West Bengal



SCHEDULE OF CREATION OF MANGROVE PLANTATIONS (2019-20)

		For Sundarban	For Purba Medinipur
	No of seedlings per ha	5000	5000
	Spacing per ha	2m x 1m	2m x 1m
	Pit Size	30cm. x 30cm. x 30cm.	30cm. x 30cm. x 30cm.
Sl.	Particulars of Work	Rate (Rs.)	Rate (Rs.)
<b>A.</b>	<b>Labour Component</b>		
1	Survey and demarcation of plantation area	4	4
2	Alignment and staking planting pits	2	2
3	Collection of mangrove seeds from forest area	10	10
5	Digging of trenches for sowing seeds over 2500 mt 0.3 mt x 0.3 mt	21	21
6	Cost of dibbling seeds and planting wildlings	26	26
7	Cost of 1st infilling	15	15
8	Cost of 2nd infilling	10	10
9	Watch and ward	10	10
10	Making boundary with wooden stick to prevent dragging fishing nets	10	
11	Barbed wire fencing		8
<b>Total Mandays (Nos.)=</b>		<b>108</b>	<b>106</b>
<b>X.</b>	<b>Cost of Labour Component @ Rs.244/MD for Departmental Work (Rs.)=</b>	<b>26352</b>	<b>25864</b>
<b>Add GST.18% (SAC Code: 998519) for Tender Work (Rs.)=</b>		<b>4743</b>	<b>4656</b>
<b>Cost of Labour Component for tender work with GST (Rs.)=</b>		<b>31095</b>	<b>30520</b>
<b>B.</b>	<b>Material Cost (Rs.)</b>		
1	Hiring boats / van for collection and transportation of seeds and labour and during watch and ward and planting	1464	1464
2	Barbed wire fencing		14500
3	Contingency 3%	791	776
4	Labour Cess 1%	264	259
<b>Y.</b>	<b>Total Material Cost without GST &amp; Labour Cess (Rs.)=</b>	<b>1464</b>	<b>15964</b>
<b>Grand Total for Departmental Work (Rs.)=</b>		<b>28607</b>	<b>42604</b>
<b>Add 10% Contactors profit for tender work (X) (Rs.)=</b>		<b>2635</b>	<b>2586</b>
<b>Grand Total for Tender Work [without GST](Rs.)=</b>		<b>31242</b>	<b>45190</b>
<b>18% GST on item no. B.(1)&amp;(2) for Tender work (Rs.)=</b>		<b>264</b>	<b>2874</b>
<b>GRAND TOTAL for e-TENDER WORK with GST (Rs.)=</b>		<b>36512</b>	<b>52978</b>

  
 Principal Chief Conservator of Forests &  
 Head of Forest Force, West Bengal

  
 Deputy Conservator of Forests  
 Finance, W. B.