

435

Government of West Bengal
Directorate of Forests
West Bengal, Aranya Bhawan, Bidhan Nagar,
Block -LA, No - 10A, Sector -III.
Kolkata -700 106



No: 9003 /P&S(P)/ 3D - 554/208-19

Date: 26.12.18

To :: The Additional Chief Secretary to the Government of West Bengal,
Department of Forests

Sub :: Submission of Revised work proposal for Advance Work of Plantation for 2018-19
Ref :: This office memo no. 7632/P&S(P)/ 3D - 554/2018-19, dt. 16/11/2018

The detailed estimates of Rs. 5,95,38,194 /- (Rupees five crore ninety five lakh thirty eight thousand one hundred and ninety four) only are submitted herewith for favour of Govt. sanction & placement of fund for the schemes mentioned bellow.

Sl.	Head of Service : 2406- 01- 102-025-Forestry Treatment - (FR) -50-O.C.	
1	Total Estimated fund	Rs.5,67,44,844/-
2	Available fund	Rs.4,07,33,425/-
3	Fund surrendered by BTR	Rs.28,55,415/-
4	Fund surrendered by HC	Rs.3,06,365/-
5	Fund surrendered by CC	Rs.94,65,463/-
6	Total fund surrendered (Sl : 3+4+5)	Rs. 1,26,27,243/-
7	Fund to be reappropriated from H/s-2406-01-101-004-50-O.C.	Rs. 33,90,000/-
8	Total provisional available funds would be (Sl : 2+6+7)	Rs.5,67,50,668/-
9	Balance (Sl : 8-1)	Rs.5,824/-

Utilisation certificate relating to the Head of Services mentioned above for the year 2017-18 is sent herewith. The relevant Statement - "A" / Plan Release and the estimates of individual Plantation type are enclosed herewith.

In this connection this may be informed that there a fund of Rs.33,90,000/- (Rupees Thirty three lakh ninety thousand only) is to be reappropriated from H/s-2406-01-101-004-50-O.C. and added to the available fund to finance and implement the proposal. It is therefore proposed that Administrative Approval for Rs. 5,67,44,844/- (Rupees five crore sixty seven lakh forty four thousand eight hundred forty four) only may be accorded. In the mean time Financial Approval amounting to (Rs.4,07,33,425 + Rs. 33,90,000)= Rs. 4,41,23,425 (Rupees four crore forty one lakh twenty three thousand four hundred and twenty five) only may be accorded and placed in favour of the P.C.C.F.(HoFF), W.B. at an early date.

Earlier proposal bearing no. 7632/P&S(P)/ 3D - 554/2018-19, dt. 16/11/2018 may be treated as cancelled.

Encl: As stated above.

Principal Chief Conservator of Forests,
General, West Bengal

No: 9004 /P&S(P)/ 3D - 554/2018-19

Date: 26.12.18

Copy forwarded for information and necessary action to :


- 1) The Chief Conservator of Forests, Northern Circle, West Bengal.
- 2) The Chief Conservator of Forests, Hills Circle, West Bengal
- 3) The Chief Conservator of Forests, Western Circle, West Bengal
- 4) The Chief Conservator of Forests, Central Circle, West Bengal
- 5) The Chief Conservator of Forests, South-West Circle, West Bengal
- 6) The Conservator of Forests, North-West Circle, West Bengal
- 7) The Conservator of Forests, South-East Circle, West Bengal
- 8) The Conservator of Forests, Parks & Gardens Circle, West Bengal
- 9) The Conservator of Forests, Soil Conservation (North) Circle, West Bengal
- 10) The Conservator of Forests, Wild Life (North) Circle, West Bengal
- 11) CCF & Field Director, B.T.R. West Bengal
- 12) CCF & Field Director, S.T.R. West Bengal
- 13) Joint Director, S.B.R., West Bengal

Principal Chief Conservator of Forests,
General, West Bengal

Work Program for Advance Work of Plantation under State Plan for 2018-19

					H/S-2406- 01- 102-025-Forestry Treatment - (FR) -50-O.C.			
District	Circle	Division	Pltn. Type	Catagory	Plantation			
				Hypopot/Polypot/Other	Rate(Rs./Seedling)	Phy(No.)	Phy (Ha.)	Fin.(Rs.)
Darjeeling	Hill Circle	Darjeeling	Misc.	Hypopot	4.20	55000	20.00	231000.00
Darjeeling	Hill Circle	Darjeeling	Sal	Polypot	5.10	13750	5.00	70125.00
Darjeeling	Hill Circle	Kurseong Dn.	Misc.	Hypopot	4.20	55000	20.00	231000.00
Circle Total=						123750	45.00	532125.00
Jalpaiguri	Northern Circle	Jalpaiguri	Misc.	Hypopot	4.20	137500	50.00	577500.00
Jalpaiguri	Northern Circle	Jalpaiguri	Sal	Hypopot	4.20	22000	8.00	92400.00
Jalpaiguri	Northern Circle	Jalpaiguri	Sal	Polypot	5.10	33000	12.00	168300.00
Jalpaiguri	Northern Circle	Baikunthpur	Misc.	Hypopot	4.20	38500	14.00	161700.00
Jalpaiguri	Northern Circle	Baikunthpur	Misc.	Polypot	5.10	40535	14.74	206729.00
Jalpaiguri	Northern Circle	Baikunthpur	Sal	Hypopot	4.20	45650	16.60	191730.00
Jalpaiguri	Northern Circle	Baikunthpur	Sal	Polypot	5.10	30388	11.05	154979.00
Coochbehar	Northern Circle	Coochbehar	Strip(2020)	Polypot	8.70	17188	25.00	149536.00
Coochbehar	Northern Circle	Coochbehar	Misc.	Polypot	5.10	199183	72.43	1015833.00
Circle Total=						563944	223.82	2718707.00
Malda	North West	Malda	Strip(2020)	Polypot	8.70	34375	50.00	299063.00
Uttar Dinajpur	North West	Raiganj S.F	Misc.	Polypot	5.10	27500	10.00	140250.00
Dakshin Dinajpur	North West	Raiganj S.F	Misc.	Polypot	5.10	27500	10.00	140250.00
Uttar Dinajpur	North West	Raiganj S.F	Strip(2020)	Polypot	8.70	48125	70.00	418688.00
Dakshin Dinajpur	North West	Raiganj S.F	Strip(2020)	Polypot	8.70	34375	50.00	299063.00
Jalpaiguri	North West	Siliguri S.F	Misc.	Polypot	5.10	82500	30.00	420750.00
Darjeeling	North West	Siliguri S.F	Strip(2020)	Polypot	8.70	34375	50.00	299063.00
Jalpaiguri	North West	Siliguri S.F	Strip(2020)	Polypot	8.70	48125	70.00	418688.00
Alipurduar	North West	Jalpaiguri S.F.	Strip(2020)	Polypot	8.70	13750	20.00	119625.00
Jalpaiguri	North West	Jalpaiguri S.F.	Strip(2020)	Polypot	8.70	13750	20.00	119625.00
Circle Total=						364375	380.00	2675065.00
Darjeeling	W.L (North)	Darjeeling W L	Misc.	Hypopot	4.20	55000	20.00	231000.00
Jalpaiguri	W.L (North)	Gorumara W L	Misc.	Hypopot	4.20	55000	20.00	231000.00
Alipurduar	W.L (North)	Jaldapara W L	Misc.	Hypopot	4.20	88000	32.00	369600.00
Alipurduar	W.L (North)	Jaldapara W L	Misc.	Polypot	5.10	77853	28.31	397050.00
Alipurduar	W.L (North)	Jaldapara W L	Sal	Polypot	5.10	56403	20.51	287655.00
Circle Total=						332256	120.82	1516305.00
Darjeeling	Soil Conservation(N)	Kurseong Soil	Misc.	Hypopot	4.20	42625	15.50	179025.00
Jalpaiguri	Soil Conservation(N)	Soil (North)	Misc.	Hypopot	4.20	192500	70.00	808500.00
Circle Total=						235125	85.50	987525.00
Paschim Medinipur	Western Circle	Medinipur Divn	Q6S	Hypopot	4.20	329120	187.00	1382304.00
Paschim Medinipur	Western Circle	Medinipur Divn	Sal (2020)	Hypopot	5.50	211200	120.00	1161600.00
Purba Medinipur	Western Circle	Purba Medinipur	Strip(2020)	Hypopot	5.50	20625	30.00	113438.00
Purba Medinipur	Western Circle	Purba Medinipur	Strip(2020)	Polypot	8.70	17188	25.00	149536.00
Purba Medinipur	Western Circle	Purba Medinipur	CSB	Polypot	5.10	88000	50.00	448800.00
Paschim Medinipur	Western Circle	Kharagpur	Q6S	Hypopot	4.20	325600	185.00	1367520.00
Paschim Medinipur	Western Circle	Kharagpur	Sal (2020)	Hypopot	5.50	105600	60.00	580800.00
Paschim Medinipur	Western Circle	Kharagpur	Strip(2020)	Polypot	8.70	13750	20.00	119625.00
Jhargram	Western Circle	Jhargram Divn	Q6S	Hypopot	4.20	380160	216.00	1596672.00
Jhargram	Western Circle	Jhargram Divn	Sal (2020)	Hypopot	5.50	88000	50.00	484000.00
Paschim Medinipur	Western Circle	Rupnarayan	Q6S	Hypopot	4.20	545600	310.00	2291520.00
Paschim Medinipur	Western Circle	Rupnarayan	Sal (2020)	Hypopot	5.50	220000	125.00	1210000.00
Circle Total=						2344843	1378.00	10905815.00


					H/S-2406- 01- 102-025-Forestry Treatment (FR) -50-O.C.			
District	Circle	Division	Pltn. Type	Category	Plantation			
				Hypopot/Poly pot/Other	Rate(Rs.)/ Seedling	Phy(No.)	Phy (Ha.)	Fin.(Rs.)
Bankura	Central	Bankura (N)	Q6S	Hypopot	4.20	847792	481.70	3560726.00
Bankura	Central	Bankura (N)	Strip(2020)	Polypot	8.70	10313	15.00	89723.00
Bankura	Central	Bankura (N)	Sal (2020)	Hypopot	5.50	88000	50.00	484000.00
Bankura	Central	Bankura (S)	Q6S	Hypopot	4.20	1694880	963.00	7118496.00
Bankura	Central	Bankura (S)	Sal (2020)	Hypopot	5.50	105600	60.00	580800.00
Bankura	Central	Panchet	Q6S	Hypopot	4.20	1003200	570.00	4213440.00
Bankura	Central	Panchet	Sal (2020)	Hypopot	5.50	88000	50.00	484000.00
Circle Total=						3837785	2189.70	16531185.00
Purba bardhaman	South East	Burdwan	Q6S	Hypopot	4.20	387200	220.00	1626240.00
Purba bardhaman	South East	Burdwan	Strip(2020)	Polypot	8.70	41250	60.00	358875.00
Purba bardhaman	South East	Burdwan	Sal (2020)	Hypopot	5.50	52800	30.00	290400.00
Birbhum	South East	Birbhum	Q6S	Hypopot	4.20	221760	126.00	931392.00
Birbhum	South East	Birbhum	Sal (2020)	Hypopot	5.50	52800	30.00	290400.00
Paschim bardhaman	South East	Durgapur	Q6S	Hypopot	4.20	96800	55.00	406560.00
Paschim bardhaman	South East	Durgapur	Strip(2020)	Polypot	8.70	13750	20.00	119625.00
Paschim bardhaman	South East	Durgapur	Sal (2020)	Hypopot	5.50	17600	10.00	96800.00
Circle Total=						883960	551.00	4120292.00
Purulia	South West	Kansabati (North)	Q6S	Hypopot	4.20	645920	367.00	2712864.00
Purulia	South West	Kansabati (North)	Sal (2020)	Hypopot	5.50	35200	20.00	193600.00
Purulia	South West	Kansabati (South)	Q6S	Hypopot	4.20	387200	220.00	1626240.00
Purulia	South West	Kansabati (South)	Sal (2020)	Hypopot	5.50	52800	30.00	290400.00
Purulia	South West	Purulia	Q6S	Hypopot	4.20	540320	307.00	2269344.00
Purulia	South West	Purulia	Sal (2020)	Hypopot	5.50	114400	65.00	629200.00
Purulia	South West	Extn. Forestry	Strip(2020)	Polypot	8.70	27500	40.00	239250.00
Circle Total=						1803340	1049.00	7960898.00
Howrah	Parks & Gardens	Howrah S.F.	Strip(2020)	Hypopot	5.50	13750	20.00	75625.00
Hoogly	Parks & Gardens	Howrah S.F.	Strip(2020)	Polypot	8.70	27500	40.00	239250.00
Circle Total=						41250	60.00	314875.00
24-Parganas(S)	S.B.R.	24-Parganas(S)	Strip(2020)	Hypopot	5.50	68750	100.00	378125.00
Nadia	S.B.R.	Nadia- Murshidabad	Q6S	Hypopot	4.20	12320	7.00	51744.00
Nadia	S.B.R.	Nadia- Murshidabad	Strip(2020)	Hypopot	5.50	10313	15.00	56722.00
Murshidabad	S.B.R.	Nadia- Murshidabad	Q6S	Hypopot	4.20	58080	33.00	243936.00
Circle Total=						149463	155.00	730527.00
Alipurduar	B.T.R.	B.T.R (East)	Misc.	Hypopot	4.20	68750	25.00	288750.00
Alipurduar	B.T.R.	B.T.R (East)	Misc.	Polypot	5.10	137500	50.00	701250.00
Alipurduar	B.T.R.	B.T.R (West)	Misc.	Hypopot	4.20	68750	25.00	288750.00
Alipurduar	B.T.R.	B.T.R (West)	Misc.	Polypot	5.10	68750	25.00	350625.00
Circle Total=						343750	125.00	1629375.00
Grand Total=						11023841	6362.84	50622694.00


 Principal Chief Conservator of Forests,
 General, West Bengal

Work Program for Advance Work under State Plan for 2018-19

H/S-2406- 01- 102-025-Forestry Treatment - (FR) -50-O.C.

District	Circle	Division	Pltn. Type	Rate(Rs.)/ Ha.	Plantation		
					Phy(Ha.)	Fin.(Rs.)	
Jalpaiguri	Northern Circle	NTFP	Fodder	16100	20.00	322000.00	
Circle Total=						20.00	322000.00
Jalpaiguri	W.L (North)	Gorumara W L	Fodder	16100	120.00	1932000.00	
Alipurduar	W.L (North)	Jaldapara W L	Fodder	16100	101.50	1634150.00	
Circle Total=						221.50	3566150.00
Purba Medinipur	Western Circle	Purba Medinipur	Mangrove	2600	50.00	130000.00	
Circle Total=						50.00	130000.00
24-Parganas(S)	S.B.R.	24-Parganas(S)	Mangrove	2600	170.00	442000.00	
Circle Total=						170.00	442000.00
Alipurduar	B.T.R.	B.T.R (East)	Fodder	16100	50.00	805000.00	
Alipurduar	B.T.R.	B.T.R (West)	Fodder	16100	50.00	805000.00	
Circle Total=						100.00	1610000.00
24-Parganas(S)	S.T.R	S.T.R	Mangrove	2600	20.00	52000.00	
Circle Total=						20.00	52000.00
Grand Total=						581.50	6122150.00


 Principal Chief Conservator of Forests,
 General, West Bengal

SCHEDULE OF ADV. WORKS OF PLTN : Detailed Estimate for production of Seedlings in Poly-pot

FY: 2018-19					Type of Plantation						
					Sal SB (For 2020)	QGS SB	CSB SB	Strip SB & NB (For 2020)	NB & Hills Sal	NB Misc	Misc Hills
Sl.	Particulars of Work	Size of the Poly-pot			Amount per Poly-pot/Seedling						
		Unit	Type	Rate (In Rs.)	6"X10"	4"X8"	4"X8"	6"X10"	4"X8"	4"X8"	4"X8"
Number of seedlings per Ha.					1600	1600	1600	625	1600	1600	1600
Advance Component											
1	Cleaning of Nursery site, preparation of soil / preparation of bed / mother bed site with bamboo & others	Ha.	Labour	244	0.12	0.14	0.14	0.12	0.14	0.14	0.14
2	Cost of Cow-Dung Manure (Purchase, Carraige, Loading, Unloading, drying & seiving all inclusive)	m3	Material	1500	1.74	0.33	0.33	1.74	0.33	0.33	0.33
3	Cost of Coarse Sand (Purchase, Carraige, Loading, Unloading, drying & seiving all inclusive)	m3	Material	800	0.93	0.18	0.18	0.93	0.18	0.18	0.18
4	Cost of good earth (Collection, Carraige, Loading, Unloading, drying & seiving all inclusive)	m3	Material	300	0.70	0.13	0.13	0.70	0.13	0.13	0.13
5	Preparation of potting mixture (Mixing through hand driven Mixture Machine)	Ha.	Labour	244	0.12	0.14	0.14	0.12	0.14	0.14	0.14
6	Filling of Polypots.	Ha.	Labour	976	0.49	0.54	0.54	0.49	0.54	0.54	0.54
7	Collection of quality Seeds including collection and carriage	Ha.	Material	300	0.15	0.17	0.17	0.15	0.17	0.17	0.17
8	Cost of Making Hygropit/Mother Bed etc.	Ha.	Labour	244	0.12	0.14	0.14	0.12	0.14	0.14	0.14
9	Drying, Sorting and Pretreatment of Seeds and Sowing in Hygropits/Mother Bed.	Ha.	Labour	244	0.12	0.14	0.14	0.12	0.14	0.14	0.14
10	Pricking out and transplanting of seedlings in Root Trainers	Ha.	Labour	488	0.24	0.27	0.27	0.24	0.27	0.27	0.27
11	Supply of insecticides, fungicides, micronutrients , disinfectants etc.	LS	Material	100	0.05	0.06	0.06	0.05	0.06	0.06	0.06
12	Supply of Seiving nets, water pipes/Can etc.	LS	Material	100	0.05	0.06	0.06	0.05	0.06	0.06	0.06
13	Watering for 90 days (January to March) including watering in Hygropits and Spraying of insecticides, Watch & Ward etc.	Ha.	Labour	1464	0.73	0.81	0.81	0.73	0.81	0.81	0.81
14	Sorting-shifting , weeding-cleaning as and when required.	Ha.	Labour	732	0.37	0.41	0.41	0.37	0.41	0.41	0.41
15	Cost of Poly Pot	Kg.	Material	200	0.42	0.17	0.17	0.42	0.17	0.17	0.17
16	Contingency	LS	LS	250	0.13	0.14	0.14	0.13	0.14	0.14	0.14
Cost of one seedling in poly-pot (Departmental Rate in Rs.)					6.48	3.80	3.80	6.48	3.80	3.80	3.80
Cost of one seedlings in poly-pot (Tender Rate with 10% Contractor's profit)					7.13	4.18	4.18	7.13	4.18	4.18	4.18
GST (12%)					0.86	0.50	0.50	0.86	0.50	0.50	0.50
Labour Cess (1%)					0.71	0.42	0.42	0.71	0.42	0.42	0.42
Grand Total per Seedling in Poly-pot (Tender Rate in Rs.) :					8.70	5.10	5.10	8.70	5.10	5.10	5.10

Note:- i) Sal SB and Strip NB & SB Seedlings to be maintained in nursery for 2 growing seasons
 ii) Labour rate @ Rs. 244 per MD w.e.f. 01-07-2018

Attested
 [Signature]
 Conservator of Forests,
 Finance,
 Directorate of Forests,
 Govt. of West Bengal


[Signature]
 Principal Chief Conservator of Forests,
 General, West Bengal.

[Signature]
 Deputy Conservator of Forests,
 Finance, W. B.

SCHEDULE OF ADV. WORKS OF PLTN : Detailed Estimate for production of Quality Planting Materials/Seedlings in Modern Nurseries.

FY: 2018-19				Type of Plantation							
				Sal SB (For 2020)	QGS SB	CSB SB	Strip SB & NB (For 2020)	NB & Hills Sal	NB Misc	Misc Hills	
Sl.	Particulars of Work	Size of the Root Trainer			Amount per hypopot/QPM/Seedling						
		Unit	Type	Rate (In Rs.)	500 cc	300 cc	300 cc	500 cc	300 cc	300 cc	300 cc
Advance Component											
1	Cost of making dry and seived leaf Compost inclusive of all costs.	m3	Material	3000	1.50	0.90	0.90	1.50	0.90	0.90	0.90
2	Cost of Coarse Sand (Purchase/Collection, Carraige, Loading, Unloading, drying & seiving all inclusive)	m3	Material	900	0.45	0.27	0.27	0.45	0.27	0.27	0.27
3	Cost of Burnt Rice Husk/CDM/Vermicompost etc. (Purchase /Collection, Carraige, Loading, Unloading, properly soaked in water and drying all inclusive)	m3	Material	1200	0.60	0.36	0.36	0.60	0.36	0.36	0.36
4	Preparation of potting mixture (Mixing through hand driven Mixture Machine)	m3	Labour	244	0.12	0.07	0.07	0.12	0.07	0.07	0.07
5	Disinfection of Root Trainer, Filling and keeping filled Root Trainers on Stands.	for 2000 Seedlings	Labour	488	0.24	0.24	0.24	0.24	0.24	0.24	0.24
6	Collection of quality Seeds including collection and carriage	for 2000 Seedlings	Material	380	0.19	0.19	0.19	0.19	0.19	0.19	0.19
7	Drying, Sorting and Pretreatment of Seeds and Sowing in Hygropits	for 2000 Seedlings	Labour	244	0.12	0.12	0.12	0.12	0.12	0.12	0.12
8	Pricking out and transplanting of seedlings in Root Trainers	for 2000 Seedlings	Labour	488	0.24	0.24	0.24	0.24	0.24	0.24	0.24
9	Supply of insecticides, fungicides, micronutrients , disinfectants etc.	for 2000 Seedlings	Material	120	0.06	0.06	0.06	0.06	0.06	0.06	0.06
10	Supply of Seiving nets, water pipes/Can etc.	for 2000 Seedlings	Material	80	0.04	0.04	0.04	0.04	0.04	0.04	0.04
11	Watering for 90 days (January to March) including watering in Hygropits and Spraying of insecticides.	for 2000 Seedlings	Labour	976	0.49	0.49	0.49	0.49	0.49	0.49	0.49
12	Sorting-shifting , weeding-cleaning as and when required.	for 2000 Seedlings	Labour	488	0.24	0.24	0.24	0.24	0.24	0.24	0.24
13	Contingency	for 2000 Seedlings	Material	249	0.12	0.12	0.12	0.12	0.12	0.12	0.12
Cost of one seedlings/ QPM (Departmental Rate in Rs.)				4.43	3.36	3.36	4.43	3.36	3.36	3.36	3.36
Cost of one seedlings/ QPM (Tender Rate with 10% Contractor's profit)				4.87	3.72	3.72	4.87	3.72	3.72	3.72	3.72
GST (12%)				0.58	0.45	0.45	0.58	0.45	0.45	0.45	0.45
Labour Cess (1%)				0.05	0.04	0.04	0.05	0.04	0.04	0.04	0.04
Grand Total per QPM/Seedling (Tender Rate in Rs.) :				5.50	4.20	4.20	5.50	4.20	4.20	4.20	4.20

Note:- i) Sal SB and Strip NB & SB Seedlings to be maintained in nursery for 2 growing seasons.
ii) Labour rate @ Rs. 244 per MD w.c.f. 01-07-2018



 Chief Conservator of Forests,
 Directorate of Forests,
 West Bengal



 Secretary of Forests,
 West Bengal


SCHEDULE OF ADVANCE WORKS OF PLANTATIONS FOR 2018-19

Labour Rate Rs. 244

	Type of plantation					
	Fooder Plantation		Bamboo Plantation		Mangrove Plantation	
Number of seedlings per ha (including 10% casualties)	10000		625		5000	
Spacing per ha	1 m x 1m		4 m x 4 m		NA	
All Estimate targets below per hectare						
Particulars of Work (Advance Component)	Labour @	Amount	M. Days	Amount	M. Days	Amount
	M. Days					
Labour						
Cleaning Nursery site, preparation of Soil, preparation of bed / mother bed with Bamboo and others	1	244.00	1	244.00	2	488.00
Preparation of mother beds/ beds including cleaning etc.	4	976.00	2	488.00	2	488.00
Cost of cutting double nodes and laying into beds			2	488.00		
Collection of Grass seeds / Slips and processing	8	1952.00				
Collection of seeds from high forest					2	488.00
Shifting of slips to storage / Other beds	4	976.00				
Sowing / dibbling seeds					2	488.00
Making of sheds for beds (cost of covering with thach)	2	488.00				
Weeding /cleaning of beds	8	1952.00	2	488.00		
Watering of beds	10	2440.00				
Manuring / application of organic pesticides / fungicides / hormones at Bamboo nursery etc	2	488.00	0.5	122.00		
Labour for brushwood / livehedge fence, covering of double nodes with thach etc including collection of all materials			1.5	366.00		
Labour for erection of Power-Fence at Nursery (with existing energizer machine and other equipments etc)	4	976.00				
A. Sub-Total (Labour)	43.00	10492.00	9.00	2196.00	8.00	1952.00
Material Component	Per ha					
Material for making temporary sheds	LS	500.00				
Cost of Manure/ Organic pesticide / fungicides / hormone etc.	LS	100.00	LS	100.00	LS	100.00
Cost of purchase of implements like ropes, axe, sickle, spade, lime powder etc/	LS	82.00				
Material for Making Power-Rencing Nursery	LS	1500.00				
Cost of sand, cowdung manure, good earth etc	LS	200.00	LS	150.00		
Cost of Purchase, carriage, loading & unloading of Bamboo (3rd year) old for making double node cutting of purchase of Bamboo- Rhizomes.			LS	2000.00		
B. Sub-Total (Material)		2382.00		2250.00		100.00
Contingency		78.00		59.00		40.00
Grand Total (A+B) for Departmental Work (in Rs. Per hectare)		12952.00		4505.00		2092.00
Tender Work (includes 10% contractors margin) Rs.=		14247.20		4955.50		2301.20
GST (12%) Rs.		1709.66		594.66		276.14
Labour Cess (1%) Rs.		142.47		49.56		23.01
Grand Total for Tender Work (includes 10% contractors margin) (in Rs.)		16099.34		5599.72		2600.36
or say		16100.00		5600.00		2600.00


 Deputy Chief Conservator of Forests,
 Finance,
 Directorate of Forests,
 Govt. of West Bengal


 Chief Conservator of Forests,
 Finance,
 Directorate of Forests,
 Govt. of West Bengal


 Principal Chief Conservator of Forests,
 General, West Bengal