

Government of West Bengal
Directorate of Forests
West Bengal , Aranya Bhawan , Bidhan Nagar,
Block -LA , No - 10A , Sector -III.
Kolkata -700106

No 6856 /P&S(P)/ 3D – 554(Pt.II)/19-20

Date: 11.11.2019

To :: The Additional Chief Secretary to the Government of West Bengal,
Department of Forests

Sub :: Submission of work proposal for Advance work of Plantation for 2019-20

Sir,

The detailed estimates of Rs. 34,47,333/- (Rupees thirty four lakh forty seven thousand three hundred thirty three) and Rs. 3,19,12,362/- (Rupees three crore nineteen lakh twelve thousand three hundred sixty two) only regarding Advance Work of *Plantation* for the year 2019-20 are submitted herewith for favour of Govt. sanction & placement of fund for the schemes mentioned below.

Head of Service	for the amount (Rs.)
4406-01-789-002-Forest Conservation and Regeneration-87-00-V	Rs. 34,47,333
4406-01-796-002-Forest Conservation and Regeneration-87-00-V	Rs. 3,19,12,362
Total=	Rs. 3,53,59,695

Utilisation certificate relating to the Head of Services mentioned above for the year 2018-19 does not arise as no expenditure has been incurred in this Head in previous year. The relevant Statement -"A" / Plan Release and the estimates of individual Plantation type are enclosed herewith.

The proposal for creation of Advance work/Nursery Works for 2020-21 plantation has not yet initiated due to shortage of Budget Provision in various plantation heads under Demand No. 23 for the financial year 2019-20, but, these are absolutely necessity and to be executed within stipulated time, as these are time frame work.

In view of above, the statement showing the proposed re-appropriate of fund for an amount of Rs.3,15,00,000 (Rupees three crore fifteen lacs) only during 2019-20 under the major head "2406-02-796-007-Development of Eco-Tourism and Nature Education-50-00-V" to H/S-"4406-01-796-002-Forest Conservation & Regeneration-87-00-V" is sent herewith for obtaining necessary concurrence an early date.

The Department of Forest are requested to please accord sanction and place the fund amounting of Rs. 34,47,333/- (Rupees thirty four lakh forty seven thousand three hundred thirty three) and Rs. 3,19,12,362/- (Rupees three crore nineteen lakh twelve thousand three hundred sixty two) only under the respective Head of Services as mentioned above, in favour of the P.C.C.F.(HoFF), W.B. at an early date.

Encl: As stated above.



Principal Chief Conservator of Forests &
Head of Forest Force, West Bengal

No 6857 /P&S(P)/ 3D – 554(Pt.II)/19-20


Date 11.11.19

Copy forwarded for information and necessary action to :

- 1) The Chief Conservator of Forests, Northern Circle, West Bengal.
- 2) The Chief Conservator of Forests, Hills Circle, West Bengal
- 3) The Chief Conservator of Forests, Western Circle, West Bengal
- 4) The Chief Conservator of Forests, Central Circle, West Bengal
- 5) The Chief Conservator of Forests, South-West Circle, West Bengal
- 6) The Chief Conservator of Forests, South-East Circle, West Bengal
- 7) The Conservator of Forests, Parks & Gardens Circle, West Bengal
- 8) The Chief Conservator of Forests, Soil Conservation (North) Circle, West Bengal
- 9) The Chief Conservator of Forests, Wildlife (North) Circle, West Bengal
- 10) The Conservator of Forests, North-West Circle, West Bengal
- 11) The Conservator of Forests, Research Circle, West Bengal
- 12) Field Director, B.T.R. West Bengal
- 13) Joint Director, S.B.R., West Bengal

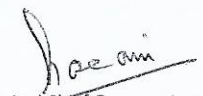


Principal Chief Conservator of Forests &
Head of Forest Force, West Bengal

Work Program for Advance Work of Plantation under State Plan for 2019-20
H/S-4406-01-796-002-Forest Conservation and Regeneration-87-00-V

District	Circle	Division	Pltn. Type	Polypot			Hypopot			Fodder			Bamboo			Total Fund Required (Rs.)
				No. of seedlings	Rate (Rs.)/ Seedling	Fund (Rs.) required	No. of seedlings	Rate (Rs.)/ Seedling	Fund (Rs.) required	Phy(Ha.)	Rate (Rs.) /Ha.	Fund (Rs.) required	Phy(Ha.)	Rate (Rs.) /Ha.	Fund (Rs.) required	
Darjeeling	Hill Circle	Kurseong Dn.	Misc.			0			0		0					0
Kalimpong	Hill Circle	Kalimpong	Misc.	105000	5.10	535500			0		0					535500
		Circle Total=		105000		535500	0		0	0	0	0	0	0	0	535500
Jalpaiguri	Northern Circle	Jalpaiguri	Sal (2021)			0	50000	5.50	275000							275000
Darjeeling	Northern Circle	Baikunthapur	NGT (River Stretch)	36505	8.70	317594										317594
Coochbehar	Northern Circle	Coochbehar	Misc.			0	108500	4.20	455700							455700
		Circle Total=		36505		317594	158500		730700	0		0	0	0	0	1048294
Malda	North West	Malda	Strip(2021)			0	21875	5.50	120313							120313
Uttar Dinajpur	North West	Raiganj S.F	Misc.			0	17500	4.20	73500							73500
Uttar Dinajpur	North West	Raiganj S.F	Strip(2021)			0	21875	5.50	120313							120313
Dakshin Dinajpur	North West	Raiganj S.F	Strip(2021)			0	21875	5.50	120313							120313
Darjeeling	North West	Siliguri S.F	NGT(Biodiversity Park)	306250	5.10	1561875										1561875
Darjeeling	North West	Siliguri S.F	Misc.	17500	5.10	89250			0							89250
Darjeeling	North West	Siliguri S.F	Strip(2021)	21875	8.70	190313			0							190313
Jalpaiguri	North West	Siliguri S.F	Strip(2021)			0	17500	5.50	96250							96250
Jalpaiguri	North West	Siliguri S.F	Misc.			0	35000	4.20	147000							147000
Alipurduar	North West	Jalpaiguri S.F.	NGT (River Stretch)	36750	8.70	319725										319725
Alipurduar	North West	Jalpaiguri S.F.	Strip(2021)			0	8750	5.50	48125							48125
Jalpaiguri	North West	Jalpaiguri S.F.	Strip(2021)			0	8875	5.50	48813							48813
		Circle Total=		382375		2161163	153250		774627	0		0	0	0	0	2935790
Darjeeling	W.L (North)	Darjeeling W L	Misc.	52500	5.10	267750			0	21	16100	338100				605850
Jalpaiguri	W.L (North)	Gorumara W L	Misc.			0			0	115	16100	1851500				1851500
Alipurduar	W.L (North)	Jaldapara W L	Misc.			0	236250	4.20	992250	170	16100	2737000				3729250
		Circle Total=		52500		267750	236250		992250	306		4926600	0		0	6186600
Darjeeling	Soil Conservation(N)	Kurseong Soil	Misc.	26250	5.10	133875			0							133875
Jalpaiguri	Soil Conservation(N)	Soil (North)	Misc.			0	78750	4.20	330750							330750
Alipurduar	Soil Conservation(N)	Soil (North)	Misc.			0	78750	4.20	330750							330750
Coochbehar	Soil Conservation(N)	Soil (North)	Misc.			0	17500	4.20	73500							73500
		Circle Total=		26250		133875	175000		735000	0		0	0	0	0	868875

District	Circle	Division	Pltn. Type	Polypot			Hypopot			Fodder			Bamboo			Total Fund Required (Rs.)
				No. of seedlings	Rate (Rs.)/Seedling	Fund (Rs.) required	No. of seedlings	Rate (Rs.)/Seedling	Fund (Rs.) required	Phy(Ha.)	Rate (Rs.) /Ha.	Fund (Rs.) required	Phy(Ha.)	Rate (Rs.) /Ha.	Fund (Rs.) required	
						0	200000	4.20	840000							840000
Paschim Medinipur	Western Circle	Medinipur Divn	QGS			0	200000	4.20	840000							1100000
Paschim Medinipur	Western Circle	Medinipur Divn	Sal (2021)			0	200000	5.50	1100000							106575
Paschim Medinipur	Western Circle	Medinipur Divn	NGT (River Stretch)	12250	8.70	106575										238560
Purba Medinipur	Western Circle	Purba Medinipur	CSB			0	56800	4.20	238560							213150
Purba Medinipur	Western Circle	Purba Medinipur	NGT (River Stretch)	24500	8.70	213150										840000
Paschim Medinipur	Western Circle	Kharagpur	QGS			0	200000	4.20	840000							528000
Paschim Medinipur	Western Circle	Kharagpur	Sal (2021)			0	96000	5.50	528000							60159
Paschim Medinipur	Western Circle	Kharagpur	Strip(2021)			0	10938	5.50	60159							3926444
			Circle Total=	36750		319725	763738		3606719	0		0	0			266419
Bankura	Central	Bankura (N)	QGS			0	63433	4.20	266419							440000
Bankura	Central	Bankura (N)	Sal (2021)			0	80000	5.50	440000							127890
Bankura	Central	Bankura (N)	NGT (River Stretch)	14700	8.70	127890										3986640
Bankura	Central	Bankura (S)	QGS			0	949200	4.20	3986640							264000
Bankura	Central	Bankura (S)	Sal (2021)			0	48000	5.50	264000							38367
Bankura	Central	Bankura (S)	NGT (River Stretch)	4410	8.70	38367										106575
Bankura	Central	Panchet	NGT (River Stretch)	12250	8.70	106575										440000
Bankura	Central	Panchet	Sal (2021)			0	80000	5.50	440000							5669891
			Circle Total=	31360		272832	1220633		5397059	0	0	0	0	0	0	382200
Purba bardhaman	South East	Burdwan	QGS			0	91000	4.20	382200							216563
Purba bardhaman	South East	Burdwan	Strip(2021)			0	39375	5.50	216563							352000
Purba bardhaman	South East	Burdwan	Sal (2021)			0	64000	5.50	352000							361620
Birbhum	South East	Birbhum	QGS			0	86100	4.20	361620							264000
Birbhum	South East	Birbhum	Sal (2021)			0	48000	5.50	264000							24063
Birbhum	South East	Birbhum	Strip(2021)			0	4375	5.50	24063							112455
Birbhum	South East	Birbhum	NGT(Biodiversity Park)	22050	5.10	112455										159863
Birbhum	South East	Birbhum	NGT (River Stretch)	18375	8.70	159863										746025
Paschim bardhaman	South East	Durgapur	NGT (River Stretch)	85750	8.70	746025										47040
Paschim bardhaman	South East	Durgapur	QGS			0	11200	4.20	47040							48125
Paschim bardhaman	South East	Durgapur	Strip(2021)			0	8750	5.50	48125							88000
Paschim bardhaman	South East	Durgapur	Sal (2021)			0	16000	5.50	88000							2801954
			Circle Total=	126175		1018343	368800		1783611	0		0	0			

District	Circle	Division	Pltn. Type	Polypot			Hypopot			Fodder			Bamboo			Total Fund Required (Rs.)
				No. of seedlings	Rate (Rs.)/ Seedling	Fund (Rs.) required	No. of seedlings	Rate (Rs.)/ Seedling	Fund (Rs.) required	Phy(Ha.)	Rate (Rs.) /Ha.	Fund (Rs.) required	Phy(Ha.)	Rate (Rs.) /Ha.	Fund (Rs.) required	
Purulia	South West	Kansabati (North)	Q&S			0	725200	4.20	3045840				10	5600	56000	3101840
Purulia	South West	Kansabati (North)	Sal (2021)			0	32000	5.50	176000							176000
Purulia	South West	Kansabati (South)	Q&S			0	245000	4.20	1029000							1029000
Purulia	South West	Kansabati (South)	Sal (2021)			0	40000	5.50	220000							220000
Purulia	South West	Purulia	Q&S			0	308000	4.20	1293600				20	5600	112000	1405600
Purulia	South West	Purulia	Sal (2021)			0	64000	5.50	352000							352000
Circle Total=				0		0	1414200		6116440	0		0	30		168000	6284440
Howrah	Parks & Gardens	Howrah S.F.	Strip(2021)			0	24500	5.50	134750							134750
Hoogly	Parks & Gardens	Howrah S.F.	Strip(2021)			0	24500	5.50	134750							134750
Circle Total=				0		0	49000		269500	0		0	0		0	269500
24-Parganas(S)	S.B.R.	24-Parganas(S)	Strip(2021)			0	43750	5.50	240625							240625
24-Parganas(N)	S.B.R.	24-Parganas(N)	Strip(2021)			0	8750	5.50	48125							48125
24-Parganas(N)	S.B.R.	24-Parganas(N)	NGT (River Stretch)	7687	8.70	66877										66877
Nadia	S.B.R.	Nadia- Murshidabad	NGT (River Stretch)	19300	8.70	167910										167910
Nadia	S.B.R.	Nadia- Murshidabad	Q&S			0	8400	4.20	35280							35280
Murshidabad	S.B.R.	Nadia- Murshidabad	Strip(2021)			0	6563	5.50	36097							36097
Murshidabad	S.B.R.	Nadia- Murshidabad	Q&S			0	22400	4.20	94080							94080
Circle Total=				26987		234787	89863		454207	0		0	0		0	688994
Alipurduar	B.T.R.	B.T.R (East)	Misc.			0	35000	4.20	147000	10	16100	161000				308000
Circle Total=				0		0	35000		147000		16100	161000	0		0	308000
Darjeeling	Research	Silvi Hill	Q&S			0	17500	4.20	73500							73500
Kalimpong	Research	Silvi Hill	Q&S			0	17500	4.20	73500							73500
Jalpaiguri	Research	Silvi (North)	Q&S			0	17500	4.20	73500							73500
Alipurduar	Research	Silvi (North)	Q&S			0	17500	4.20	73500							73500
Purba Medinipur	Research	Silvi (South)	Q&S			0	5600	4.20	23520							23520
Paschim Medinipur	Research	Silvi (South)	Q&S			0	5600	4.20	23520							23520
Bankura	Research	Silvi (South)	Q&S			0	5600	4.20	23520							23520
Purulia	Research	Silvi (South)	Q&S			0	5600	4.20	23520							23520
Circle Total=				0		0	92400		388080	0		0	0		0	388080
Grand Total=				823902		5261569	4756634		21395193		16100	5087600	30		168000	31912362


Principal Chief Conservator of Forests &
Head of Forest Force, West Bengal


Work Program for Advance Work of Plantation under State Plan for 2019-20
H/S-4406-01-789-002-Forest Conservation and Regeneration-87-00-V


District	Circle	Division	Pltn. Type	Hypopot		
				No. of seedlings	Rate (Rs.)/ Seedling	Fund (Rs.) required
Purba Medinipur	Western Circle	Purba Medinipur	Strip(2021)	21875	5.50	120313.00
Jhargram	Western Circle	Jhargram Divn	QGS	163100	4.20	685020.00
Jhargram	Western Circle	Jhargram Divn	Sal (2021)	80000	5.50	440000.00
Paschim Medinipur	Western Circle	Rupnarayan	QGS	210000	4.20	882000.00
Paschim Medinipur	Western Circle	Rupnarayan	Sal (2021)	240000	5.50	1320000.00
		Circle Total=		714975		3447333


 Principal Chief Conservator of Forests &
 Head of Forest Force, West Bengal


SCHEDULE OF ADV. WORKS OF PLTN : Detailed Estimate for production of Seedlings in Poly-pot

FY: 2019-20					Type of Plantation						
					Sal SB (For 2020)	QGS SB	CSB SB	Strip SB & NB (For 2020)	NB & Hills Sal	NB Misc	Misc Hills
Size of the Poly-pot					6"X10"	4"X8"	4"X8"	6"X10"	4"X8"	4"X8"	4"X8"
Sl.	Particulars of Work	Unit	Type	Rate (in Rs.)	Amount per Poly-pot/Seedling						
Number of seedlings per Ha.					1600	1600	1600	625	2500	2500	2500
Advance Component											
1	Cleaning of Nursery site, preparation of soil / preperation of bed / mother bed site with bamboo & others	Ha.	Labour	244	0.12	0.14	0.14	0.12	0.14	0.14	0.14
2	Cost of Cow-Dung Manure (Purchase, Carraige, Loading, Unloading, drying & seiving all inclusive)	m3	Material	1500	1.74	0.33	0.33	1.74	0.33	0.33	0.33
3	Cost of Coarse Sand (Purchase, Carraige, Loading, Unloading, drying & seiving all inclusive)	m3	Material	800	0.93	0.18	0.18	0.93	0.18	0.18	0.18
4	Cost of good earth (Collection, Carraige, Loading, Unloading, drying & seiving all inclusive)	m3	Material	300	0.70	0.13	0.13	0.70	0.13	0.13	0.13
5	Preparation of potting mixture (Mixing through hand driven Mixture Machine)	Ha.	Labour	244	0.12	0.14	0.14	0.12	0.14	0.14	0.14
6	Filling of Polypots.	Ha.	Labour	976	0.49	0.54	0.54	0.49	0.54	0.54	0.54
7	Collection of quality Seeds including collection and carriage	Ha.	Material	300	0.15	0.17	0.17	0.15	0.17	0.17	0.17
8	Cost of Making Hygropit/Mother Bed etc.	Ha.	Labour	244	0.12	0.14	0.14	0.12	0.14	0.14	0.14
9	Drying, Sorting and Pretreatment of Seeds and Sowing in Hygropits/Mother Bed.	Ha.	Labour	244	0.12	0.14	0.14	0.12	0.14	0.14	0.14
10	Pricking out and transplanting of seedlings in Root Trainers	Ha.	Labour	488	0.24	0.27	0.27	0.24	0.27	0.27	0.27
11	Supply of insecticides, fungicides, micronutrients , disinfectants etc.	LS	Material	100	0.05	0.06	0.06	0.05	0.06	0.06	0.06
12	Supply of Seiving nets, water pipes/Can etc.	LS	Material	100	0.05	0.06	0.06	0.05	0.06	0.06	0.06
13	Watering for 90 days (January to March) including watering in Hygropits and Spraying of insecticides, Watch & Ward etc.	Ha.	Labour	1464	0.73	0.81	0.81	0.73	0.81	0.81	0.81
14	Sorting-shifting , weeding-cleaning as and when required.	Ha.	Labour	732	0.37	0.41	0.41	0.37	0.41	0.41	0.41
15	Cost of Poly Pot	Kg.	Material	200	0.42	0.17	0.17	0.42	0.17	0.17	0.17
16	Contingency	LS	LS	250	0.13	0.14	0.14	0.13	0.14	0.14	0.14
Cost of one seedling in poly-pot (Departmental Rate in Rs.)					6.48	3.80	3.80	6.48	3.80	3.80	3.80
Cost of one seedlings in poly-pot (Tender Rate with 10% Contractor's profit)					7.13	4.18	4.18	7.13	4.18	4.18	4.18
GST (12%)					0.86	0.50	0.50	0.86	0.50	0.50	0.50
Labour Cess (1%)					0.71	0.42	0.42	0.71	0.42	0.42	0.42
Grand Total per Seedling in Poly-pot (Tender Rate in Rs.) :					8.70	5.10	5.10	8.70	5.10	5.10	5.10


Note:- i) Sal SB and Strip NB & SB Seedlings to be maintained in nursery for 2 growing seasons
ii) Labour rate @ Rs. 244 per MD


 Principal Chief Conservator of Forests &
 Head of Forest Force, West Bengal.


SCHEDULE OF ADV. WORKS OF PLTN : Detailed Estimate for production of Quality Planting Materials/Seedlings in Modern Nurseries.

FY: 2019-20					Type of Plantation						
					Sal SB (For 2020)	QGS SB	CSB SB	Strip SB & NB (For 2020)	NB & Hills Sal	NB Misc	Misc Hills
Size of the Root Trainer					500 cc	300 cc	300 cc	500 cc	300 cc	300 cc	300 cc
Sl.	Particulars of Work	Unit	Type	Rate (in Rs.)	Amount per hypopot/QPM/Seedling						
Advance Component											
1	Cost of making dry and seived leaf Compost inclusive of all costs.	m3	Material	3000	1.50	0.90	0.90	1.50	0.90	0.90	0.90
2	Cost of Coarse Sand (Purchase/Collection, Carraige, Loading, Unloading, drying & seiving all inclusive)	m3	Material	900	0.45	0.27	0.27	0.45	0.27	0.27	0.27
3	Cost of Burnt Rice Husk/CDM/Vermicompost etc. (Purchase /Collection, Carraige, Loading, Unloading, properly soaked in water and drying all inclusive)	m3	Material	1200	0.60	0.36	0.36	0.60	0.36	0.36	0.36
4	Preparation of potting mixture (Mixing through hand driven Mixture Machine)	m3	Labour	244	0.12	0.07	0.07	0.12	0.07	0.07	0.07
5	Disinfection of Root Trainer, Filling and keeping filled Root Trainers on Stands.	for 2000 Seedlings	Labour	488	0.24	0.24	0.24	0.24	0.24	0.24	0.24
6	Collection of quality Seeds including collection and carriage	for 2000 Seedlings	Material	380	0.19	0.19	0.19	0.19	0.19	0.19	0.19
7	Drying, Sorting and Pretreatment of Seeds and Sowing in Hygropits	for 2000 Seedlings	Labour	244	0.12	0.12	0.12	0.12	0.12	0.12	0.12
8	Pricking out and transplanting of seedlings in Root Trainers	for 2000 Seedlings	Labour	488	0.24	0.24	0.24	0.24	0.24	0.24	0.24
9	Supply of insecticides, fungicides, micronutrients , disinfectants etc.	for 2000 Seedlings	Material	120	0.06	0.06	0.06	0.06	0.06	0.06	0.06
10	Supply of Seiving nets, water pipes/Can etc.	for 2000 Seedlings	Material	80	0.04	0.04	0.04	0.04	0.04	0.04	0.04
11	Watering for 90 days (January to March) including watering in Hygropits and Spraying of insecticides.	for 2000 Seedlings	Labour	976	0.49	0.49	0.49	0.49	0.49	0.49	0.49
12	Sorting-shifting , weeding-cleaning as and when required.	for 2000 Seedlings	Labour	488	0.24	0.24	0.24	0.24	0.24	0.24	0.24
13	Contingency	for 2000 Seedlings	Material	249	0.12	0.12	0.12	0.12	0.12	0.12	0.12
Cost of one seedlings/ QPM(Departmental Rate in Rs.)					4.43	3.36	3.36	4.43	3.36	3.36	3.36
Cost of one seedlings/ QPM (Tender Rate with 10% Contractor's profit)					4.87	3.72	3.72	4.87	3.72	3.72	3.72
GST (12%)					0.58	0.45	0.45	0.58	0.45	0.45	0.45
Labour Cess (1%)					0.05	0.04	0.04	0.05	0.04	0.04	0.04
Grand Total per QPM/Seedling (Tender Rate in Rs.) :					5.50	4.20	4.20	5.50	4.20	4.20	4.20

Note:- i) Sal SB and Strip NB & SB Seedlings to be maintained in nursery for 2 growing seasons.
ii) Labour rate @ Rs. 244 per MD


 Principal Conservator of Forests &
 Head of Forest Force, West Bengal.

		Type of plantation					
		Fooder Plantation		Bamboo Plantation		Mangrove Plantation	
No of seedlings per ha (including 10% casualties)		10000		625		5000	
Spacing per ha		1 m x 1m		4 m x 4 m		NA	
All Estimate targets below per hectare							
Sl.	Particulars of Work (Advance Component)	Laboue @ M. Days	Amount	M. Days	Amount	M. Days	Amount
A.	Labour						
1	Cleaning Nursery site, preparation of Soil, preparation of bed / mother bed with Bamboo and others	1	244.00	1	244.00	2	488.00
2	Preparation of mother beds/ beds including cleaning etc.	4	976.00	2	488.00	2	488.00
3	Cost of cutting double nodes and laying into beds			2	488.00		
4	Collection of Grass seeds / Slips and processing	8	1952.00				
5	Collection of seeds from high forest					2	488.00
6	Shifting of slips to storage / Other beds	4	976.00				
7	Soeing / dibbling seeds					2	488.00
8	Making of sheds for beds (cost of covering with thach)	2	488.00				
9	Weeding /cleaning of beds	8	1952.00	2	488.00		
10	Watering of beds	10	2440.00				
11	Manuring / application of organic pesticides / fungicides / hormes at Bamboo nursery etc	2	488.00	0.5	122.00		
12	Labour for brushwood / livehedge fence, covering of double nodes with thach etc including collection of all materials			1.5	366.00		
13	Labour for erection of Power-Fence at Nursery (withe existing energizer machine and other equipments etc)	4	976.00				
A. Sub-Total (Labour)		43.00	10492.00	9.00	2196.00	8.00	1952.00
B.	Material Component	Per ha					
14	Material for making temporary sheds	LS	500.00				
15	Cost of Manure/ Organic pesticide / fungicides / hormone etc.	LS	100.00	LS	100.00	LS	100.00
16	Cost of purchase of implements like ropes, axe, sickle, spade, lime powder etc/	LS	82.00				
17	Material for Making Power-Rencing Nursery	LS	1500.00				
18	Cost of sand, cowdung manure, good earth etc	LS	200.00	LS	150.00		
19	Cost of Purchase, carraige, loading & unloading of Bamboo (3rd year) old for making double node cutting of purchase of Bamboo- Rhizomes.			LS	2000.00		
B. Sub-Total (Material)			2382.00		2250.00		100.00
20	Contingency		78.00		59.00		40.00
Grand Total (A+B) for Departmental Word (in Rs. Per hectare)			12952.00		4505.00		2092.00
Tender Work (includes 10% contractors margin) Rs.=			14247.20		4955.50		2301.20
GST (12%) Rs.			1709.66		594.66		276.14
Labour Cess (1%) Rs.			142.47		49.56		23.01
Grand Total for Tender Work (includes 10% contractors margin) (in Rs.)			16099.34		5599.72		2600.36
or say			16100.00		5600.00		2600.00


 Principal Chief Conservator of Forests &
 Head of Forest Force, West Bengal

②