



Government of West Bengal  
Directorate of Forests  
Office of the Principal Chief Conservator of Forests, Head of Forest Force  
Aranya Bhawan, Block: LA-10A, Salt Lake City, Sector – III, Kolkata: 700 106  
Phone - Fax:: (033) 2335 8581/7751, e-mail : [pccfwb@vsnl.net](mailto:pccfwb@vsnl.net)  
Visit us at : [www.westbengalforest.gov.in](http://www.westbengalforest.gov.in)



No: 4996 / P&S(P)/3D- 554/19-20(Pt.II)

Date: 27/08/19

To : The Principal Secretary of the Government of West Bengal  
Department of Forest.

Sub : L1 Tender rate for Creation and Maintenance of Plantation 2019-20-Regarding

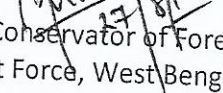
Ref : This office memo no. 1592/P&S(P)/3D-554/19-20, dt. 22/05/2019, 3348/P&S(P)/3D-554(Pt.II)/19-20, dt. 09/07/2019 & 3350/P&S(P)/3D-554(Pt.II)/19-20, dt. 09/07/2019

In connection with the earlier proposal for Creation of Plantation for 2019-20 vide memo no. 1592/P&S(P)/3D-554/19-20, dt. 22/05/2019 and for Maintenance of Plantation vide memo no. 3348/P&S(P)/3D-554(Pt.II)/19-20, dt. 09/07/2019 and 3350/P&S(P)/3D-554(Pt.II)/19-20, dt. 09/07/2019, enclosed kindly find the Statement showing the L1 Tender rates and/or Departmental rates for Creation and Maintenance of Plantation for 2019-20. Division-wise break up for requirement of fund is also enclosed in this regard. You are requested to sanction and release the fund as charted below.

Sl. No.	Head of Service	Type of Plantation	Fund required for L1 Tender rate / Departmental rate (Rs.)
1	4406-01-101-001-Forest Conservation and Regeneration-87-00-V	Creation	Rs. 445281231
2	4406-01-101-001-Forest Conservation and Regeneration-87-00-V	Maintenance	Rs. 95527666
3	4406-01-789-002-Forest Conservation and Regeneration-87-00-V		Rs. 58145478
4	4406-01-796-002-Forest Conservation and Regeneration-87-00-V		Rs. 48210449
Total=			Rs. 647164824

Early action in this matter is solicited.

Encl: As stated above

  
Principal Chief Conservator of Forest &  
Head of Forest Force, West Bengal

L1 bid / Departmental rate for Creation Work of Plantation under State Plan for 2019-20

H/S-4406-01-101-001-Forest Conservation and Regeneration-87-00-V

District	Circle	Division	Pltn. Type	Target	L1 Rates		Total (Rs.)
					Phy (Ha.)	L1 Tender rate (Rs.)	
Darjeeling	Hill Circle	Darjeeling	Misc.	20.00		1282220	1282220.00
Darjeeling	Hill Circle	Darjeeling	Sal	5.00		395110	395110.00
Darjeeling	Hill Circle	Kurseong Dn.	Misc.	20.00		1422220	1422220.00
Circle Total=				45.00	0.00	3099550.00	3099550.00
Jalpaiguri	Northern Circle	NTFP	Fodder	20.00	966300		966300.00
Jalpaiguri	Northern Circle	Jalpaiguri	Misc.	50.00	3555550		3555550.00
Jalpaiguri	Northern Circle	Jalpaiguri	Sal	20.00	1580440		1580440.00
Jalpaiguri	Northern Circle	Baikunthpur	Misc.	42.00	2986662		2986662.00
Jalpaiguri	Northern Circle	Baikunthpur	Sal	14.00	1106308		1106308.00
Coochbehar	Northern Circle	Coochbehar	Strip(2019)	25.00	1523475		1523475.00
Coochbehar	Northern Circle	Coochbehar	Misc.	72.43	5150570		5150570.00
Circle Total=				243.43	16869305.00	0.00	16869305.00
Malda	North West	Malda	Strip(2019)	50.00	3600722.00	0.00	3600722.00
Uttar Dinajpur	North West	Raiganj S.F	Misc.	10.00	858499.00	0.00	858499.00
Dakshin Dinajpur	North West	Raiganj S.F	Misc.	10.00	858499.00	0.00	858499.00
Uttar Dinajpur	North West	Raiganj S.F	Strip(2019)	120.00	7888305.19	680430.00	8568735.00
Dakshin Dinajpur	North West	Raiganj S.F	Strip(2019)	130.00	8841048.04	381655.00	9222703.00
Darjeeling	North West	Siliguri S.F	Strip(2019)	130.00	0.00	7922070.00	7922070.00
Jalpaiguri	North West	Jalpaiguri S.F.	Strip(2019)	30.00	0.00	1828170.00	1828170.00
Circle Total=				480.00	22047073.23	10812325.00	32859398.00
Darjeeling	W.L (North)	Darjeeling W L	Misc.	20.00		1282220	1282220.00
Jalpaiguri	W.L (North)	Gorumara W L	Misc.	20.00		1422220	1422220.00
Jalpaiguri	W.L (North)	Gorumara W L	Fodder	120.00		5797800	5797800.00
Alipurduar	W.L (North)	Jaldapara W L	Fodder	275.00		13286625	13286625.00
Alipurduar	W.L (North)	Jaldapara W L	Misc.	60.31		4288704.41	4288704.00
Alipurduar	W.L (North)	Jaldapara W L	Sal	20.51		1620741.22	1620741.00
Circle Total=				515.82	0.00	27698310.63	27698310.00
Darjeeling	Soil Conservation(N)	Kurseong Soil	Misc.	15.00		961665	961665.00
Jalpaiguri	Soil Conservation(N)	Soil (North)	Misc.	30.00		2133330	2133330.00
Alipurduar	Soil Conservation(N)	Soil (North)	Misc.	30.00		2133330	2133330.00
Coochbehar	Soil Conservation(N)	Soil (North)	Misc.	10.00		711110	711110.00
Circle Total=				85.00	0.00	5939435.00	5939435.00
Paschim Medinipur	Western Circle	Medinipur Divn	QGS	187.00	10563168	1799160	12362328.00
Paschim Medinipur	Western Circle	Medinipur Divn	Sal (2019)	120.00	8343540	2301900	10645440.00
Purba Medinipur	Western Circle	Purba Medinipur	Strip(2019)	55.00		3228610	3228610.00
Purba Medinipur	Western Circle	Purba Medinipur	CSB	50.00		2967200	2967200.00
Purba Medinipur	Western Circle	Purba Medinipur	Mangrove	50.00		2130200	2130200.00
Paschim Medinipur	Western Circle	Kharagpur	QGS	210.00	11449200		11449200.00
Paschim Medinipur	Western Circle	Kharagpur	Sal (2019)	60.00	4447200		4447200.00
Paschim Medinipur	Western Circle	Kharagpur	Strip(2019)	20.00	1154600		1154600.00
Jhargram	Western Circle	Jhargram Divn	QGS	201.00	13761326.61		13761327.00
Jhargram	Western Circle	Jhargram Divn	Sal (2019)	35.00	3239330.92		3239331.00
Paschim Medinipur	Western Circle	Rupnarayan	QGS	315.00	21346290		21346290.00
Paschim Medinipur	Western Circle	Rupnarayan	Sal (2019)	140.00	11888800		11888800.00
Circle Total=				1443.00	86193455.53	12427070.00	98620526.00
Bankura	Central	Bankura (N)	QGS	481.70	4525533.69	24003082.8	28528616.00
Bankura	Central	Bankura (N)	Strip(2019)	10.00	13500	567020	580520.00
Bankura	Central	Bankura (N)	Sal (2019)	30.00	64963	2211960	2276923.00
Bankura	Central	Bankura (S)	QGS	963.00		52398756	52398756.00
Bankura	Central	Bankura (S)	Sal (2019)	55.00		4070660	4070660.00
Bankura	Central	Panchet	QGS	570.00	31287408	5985320	37272728.00
Bankura	Central	Panchet	Sal (2019)	30.00		2220360	2220360.00
Circle Total=				2139.70	35891404.69	91457158.80	127348563.00

L1 bid / Departmental rate for Creation Work of Plantation under State Plan for 2019-20

H/S-4406-01-101-001-Forest Conservation and Regeneration-87-00-V

District	Circle	Division	Pltn. Type	Target Phy (Ha.)	L1 Rates		Total (Rs.)
					L1 Tender rate (Rs.)	If done Departmentally then requirement of Funds for Plantation (Rs.)	
Purba bardhaman	South East	Burdwan	Q&S	220.00		12329680	12329680.00
Purba bardhaman	South East	Burdwan	Strip(2019)	50.00		2935100	2935100.00
Purba bardhaman	South East	Burdwan	Sal (2019)	33.00		2515656	2515656.00
Purba bardhaman	South East	Burdwan	Bamboo	5.00		157835	157835.00
Birbhum	South East	Birbhum	Q&S	126.00	6927691	1364525	8292216.00
Paschim bardhaman	South East	Durgapur	Q&S	55.00	2704769		2704769.00
Paschim bardhaman	South East	Durgapur	Strip(2019)	20.00	1016202		1016202.00
Circle Total=				509.00	10648662.00	19302796.00	29951458.00
Purulia	South West	Kansabati (North)	Q&S	367.00	257,03,006	0	25703006.00
Purulia	South West	Kansabati (North)	Sal (2019)	20.00	18,92,797	0	1892797.00
Purulia	South West	Kansabati (North)	Bamboo	30.00	11,76,027	0	1176027.00
Purulia	South West	Kansabati (South)	Bamboo	30.00	11,90,231	0	1190231.00
Purulia	South West	Kansabati (South)	Q&S	220.00	152,38,712	0	15238712.00
Purulia	South West	Kansabati (South)	Sal (2019)	30.00	28,09,877	0	2809877.00
Purulia	South West	Purulia	Q&S	307.00	210,57,744	0	21057744.00
Purulia	South West	Purulia	Sal (2019)	20.00	18,54,120	0	1854120.00
Purulia	South West	Purulia	Bamboo	30.00	11,71,680	0	1171680.00
Purulia	South West	Extn. Forestry	Strip(2019)	40.00	27,96,032	0	2796032.00
Circle Total=				1094.00	74890226.50	0.00	74890226.00
Howrah	Parks & Gardens	Howrah S.F.	Strip(2019)	35.00		2054570	2054570.00
Hoogly	Parks & Gardens	Howrah S.F.	Strip(2019)	30.00		1761060	1761060.00
Circle Total=				65.00	0.00	3815630.00	3815630.00
24-Parganas(S)	S.B.R.	24-Parganas(S)	Strip(2019)	50.00	1705591		1705591.00
24-Parganas(S)	S.B.R.	24-Parganas(S)	Mangrove	170.00		5086400	5086400.00
Nadia	S.B.R.	Nadia- Murshidabad	Q&S	7.00	414708		414708.00
Nadia	S.B.R.	Nadia- Murshidabad	Strip(2019)	5.00	308105		308105.00
Murshidabad	S.B.R.	Nadia- Murshidabad	Strip(2019)	10.00	516664		516664.00
Murshidabad	S.B.R.	Nadia- Murshidabad	Q&S	33.00	1578777		1578777.00
Circle Total=				275.00	45,23,845.00	50,86,400.00	9610245.00
Alipurduar	B.T.R.	B.T.R (East)	Misc.	75.00		5333325	5333325.00
Alipurduar	B.T.R.	B.T.R (East)	Fodder	50.00		2415750	2415750.00
Alipurduar	B.T.R.	B.T.R (West)	Fodder	50.00		2415750	2415750.00
Alipurduar	B.T.R.	B.T.R (West)	Misc.	50.00		3555550	3555550.00
Circle Total=				225.00	0.00	13720375.00	13720375.00
24-Parganas(S)	S.T.R.	S.T.R.	Mangrove	30.00		858210	858210.00
Circle Total=				30.00	0.00	858210.00	858210.00
Grand Total=				7149.95	251063971.95	194217260.43	445281231.00

Principal Chief Conservator of Forests &  
Head of Forest Force, West Bengal

L1 rate / Departmental rate for Maintenance of Tall Seedling 2019-20

H/S-4406-01-101-001-Forest Conservation and Regeneration-87-00-V				Target	L1 Rates		
District	Circle	Division	Plantn. Type	Phy.(ha.)	L1 Tender rate (Rs.)	If done Departmentally then requirement of Funds for Plantation (Rs.)	Total (Rs.)
Malda	North West	Malda	Strip (2020)	50.00	0.00	698500.00	698500.00
Uttar Dinajpur	North West	Raiganj S.F	Strip (2020)	60.00	0.00	838200.00	838200.00
Dakshin Dinajpur	North West	Raiganj S.F	Strip (2020)	60.00	0.00	838200.00	838200.00
Jalpaiguri	North West	Jalpaiguri S.F.	Strip (2020)	40.00	0.00	558800.00	558800.00
Circle Total=				210.00	0.00	2933700.00	2933700.00
Paschim Medinipur	Western Circle	Medinipur Divn	Sal (2020)	120.00		1755120	1755120.00
Purba Medinipure	Western Circle	Purba Medinipure	Strip (2020)	59.00		824230	824230.00
Paschim Medinipur	Western Circle	Kharagpur	Sal (2020)	70.50	1000199		1000199.00
Paschim Medinipur	Western Circle	Kharagpur	Strip (2020)	20.00	309100		309100.00
Jhagram	Western Circle	Jhagram Divn	Sal (2020)	42.00	772968		772968.00
Circle Total=				311.50	2082267.00	2579350.00	4661617.00
Howrah	P & G	Howrah S.F.	Strip (2020)	20.00		279400	279400.00
Hoogly	P & G	Howrah S.F.	Strip (2020)	45.00		628650	628650.00
Circle Total=				65.00	0.00	908050.00	908050.00
Nadia	S.B.R.	Nadia- Murshidabad	Strip (2020)	15.00		209550	209550.00
Circle Total=				15.00	0.00	209550.00	209550.00
Grand Total=				601.50	2082267.00	6630650.00	8712917.00


Principal Chief Conservator of Forests &  
Head of Forest Force, West Bengal

**L1 rate / Departmental rate for 1st year Maintenance of Plantation 2019-20**

H/S-4408-01-101-001-Forest Conservation and Regeneration-87-00-V				Target		L1 Rates		
District	Circle	Division	Plantn. Type	Phy.(ha.)	Funds requested for Administrative Approval (Rs.)	L1 Tender rate (Rs.)	If done Departmentally then requirement of Funds for Plantation (Rs.)	Total (Rs.)
Darjeeling	Hill Circle	Darjeeling	Misc.	5.00	157925.00		125085	125085
Darjeeling	Hill Circle	Kurseong Dn.	Sal	15.00	473775.00		375255	375255
Darjeeling	Hill Circle	Kalimpong Soil	Misc.	55.31	1746966.00		1383690.27	1383690
Circle Total=				75.31	2378666.00	0.00	1884030.27	1884030.00
Malda	North West	Malda	Misc.	20.00	631700.00	0.00	500340.00	500340
Malda	North West	Malda	Strip ptn.	50.00	1661600.00	0.00	1310800.00	1310800
Dakshin Dinajpur	North West	Raiganj S.F	Strip ptn.	120.00	3987840.00	3790238.91	0.00	3790239
Dakshin Dinajpur	North West	Raiganj S.F	Misc.	20.00	631700.00	612280.00	0.00	612280
Dakshin Dinajpur	North West	Raiganj S.F	Strip ptn.	130.00	4320160.00	1582209.22	2469440.00	4051649
Darjeeling	North West	Siliguri S.F	Misc.	20.00	631700.00	0.00	500340.00	500340
Darjeeling	North West	Siliguri S.F	Strip ptn.	80.00	2658560.00	0.00	2097280.00	2097280
Jalpaiguri	North West	Jalpaiguri S.F.	Strip ptn.	80.00	2658560.00	0.00	2097280.00	2097280
Circle Total=				520.00	17181820.00	5984728.13	8975480.00	14960208.00
Darjeeling	Soil Conservation(N)	Kurseong Soil	Misc.	50.00	1579250.00		1250850	1250850
Jalpaiguri	Soil Conservation(N)	Jalpaiguri Soil	Misc.	20.00	631700.00		500340	500340
Alipurduar	Soil Conservation(N)	Jalpaiguri Soil	Misc.	30.00	947550.00		750510	750510
Circle Total=				100.00	3158500.00	0.00	2501700.00	2501700.00
Paschim Medinipur	Western Circle	Medinipur Divn	Q6S	160.00	3068800.00	2341250	525560	2866810
Paschim Medinipur	Western Circle	Medinipur Divn	Sal	150.00	4397250.00	3436680	675720	4112400
Purba Medinipur	Western Circle	Purba Medinipur	Mangrove	61.00	398269.00		306586	306586
Purba Medinipur	Western Circle	Purba Medinipur	CSB	50.00	502100.00		400050	400050
Purba Medinipur	Western Circle	Purba Medinipur	Strip ptn.	20.00	560180.00		443880	443880
Paschim Medinipur	Western Circle	Kharagpur	Q6S	76.50	1467270.00	1148724		1148724
Paschim Medinipur	Western Circle	Kharagpur	Sal	40.00	1172600.00	900960		900960
Jhagram	Western Circle	Jhagram Divn	Q6S	173.00	3318140.00	3301428.47		3301428
Paschim Medinipur	Western Circle	Rupnarayan	Q6S	115.00	2205700.00	2128420		2128420
Circle Total=				845.50	17090309.00	13257462.47	2351796.00	15609258.00
Howrah	P & G	Howrah S.F.	Strip ptn.	50.00	1400450.00		1109700	1109700
Hoogly	P & G	Howrah S.F.	Strip ptn.	10.00	280090.00		221940	221940
Circle Total=				60.00	1680540.00	0.00	1331640.00	1331640.00
North 24-parganas	S.B.R.	24-Parganas(N)	Strip ptn.	50.00	1400450.00	1325000		1325000
South 24-Parganas	S.B.R.	24-Parganas(S)	Strip ptn.	90.00	2520810.00		1997460	1997460
South 24-Parganas	S.B.R.	24-Parganas(S)	Mangrove	386.00	2520194.00		1940036	1940036
Nadia	S.B.R.	Nadia- Murshidabad	Q6S	5.00	95900.00	95900		95900
Murshidabad	S.B.R.	Nadia- Murshidabad	Q6S	20.00	383600.00	383600		383600
Nadia	S.B.R.	Nadia- Murshidabad	Strip ptn.	5.00	140045.00	115964		115964
Murshidabad	S.B.R.	Nadia- Murshidabad	Strip ptn.	10.00	280090.00	231927		231927
Circle Total=				566.00	7341089.00	2152391.00	3937496.00	6089887.00
Alipurduar	B.T.R.	B.T.R (E)	Misc.	70.00	2210950.00		1751190	1751190
Alipurduar	B.T.R.	B.T.R (E)	Fodder	40.00	639880.00		492600	492600
Alipurduar	B.T.R.	B.T.R (W)	Misc.	75.00	2368875.00		1876275	1876275
Alipurduar	B.T.R.	B.T.R (W)	Fodder	40.00	639880.00		492600	492600
Circle Total=				225.00	5859585.00	0.00	4612665.00	4612665.00
South 24-Parganas	S.T.R	S.T.R	Mangrove	20.00	130580.00		100520	100520
Circle Total=				20.00	130580.00	0.00	100520.00	100520.00
<b>Grand Total=</b>				<b>2411.81</b>	<b>54821089.00</b>	<b>21394581.60</b>	<b>25695327.27</b>	<b>47089908.00</b>

Principal Chief Conservator of Forests &  
Head of Forest Force, West Bengal

L1 Rate / Departmental rate for 2nd yr. Maintenance of Plantation 2019-20							
H/s-4406-01-101-001-Forest Conservation and Regeneration-87-00-V				Target	L1 Rates		
District	Circle	Division	Plantn. Type	Phy.(ha.)	L1 Tender rate (Rs.)	If done Departmentally then requirement of Funds for Plantation (Rs.)	Total (Rs.)
Darjeeling	Hill Circle	Darjeeling	Misc.	5.00		90475	90475.00
Darjeeling	Hill Circle	Kurseong Dn.	Sal	3.66		66227.7	66228.00
Darjeeling	Hill Circle	Kalimpong Soil	Misc.	6.00		108570	108570.00
Circle Total=				14.66	0	265272.7	265273
Malda	North West	Malda	Misc.	10.00	0.00	180950.00	180950.00
Dakshin Dinajpur	North West	Raiganj S.F	Misc.	35.00	684090.00	0.00	684090.00
Dakshin Dinajpur	North West	Raiganj S.F	Strip ptn.	55.00	0.00	939950.00	939950.00
Uttar Dinajpur	North West	Raiganj S.F	Strip ptn.	70.00	1262440.00	170900.00	1433340.00
Darjeeling	North West	Siliguri S.F	Misc.	20.00	0.00	361900.00	361900.00
Jalpaiguri	North West	Jalpaiguri S.F.	Misc.	30.00	0.00	542850.00	542850.00
Circle Total=				220.00	1946530.00	2196550.00	4143080.00
Alipurduar	Soil Conservation(N)	Jalpaiguri Soil	Misc.	50.00		904750	904750.00
Circle Total=				50	0	904750	904750
Paschim Medinipur	Western Circle	Medinipur Divn	Q65	276.00	2077775	1240008	3317783.00
Paschim Medinipur	Western Circle	Medinipur Divn	Sal	35.00	526600	161040	687640.00
Purba Medinipure	Western Circle	Purba Medinipure	Mangrove	30.00		150780	150780.00
Purba Medinipure	Western Circle	Purba Medinipure	CSB	20.00		135720	135720.00
Paschim Medinipur	Western Circle	Kharagpur	Q65	105.00	1107120		1107120.00
Paschim Medinipur	Western Circle	Kharagpur	Sal	20.00	328000		328000.00
Jhagram	Western Circle	Jhargram Divn	Q65	309.00	4215281.33		4215281.00
Paschim Medinipur	Western Circle	Rupnarayan	Q65	215.00	2844880		2844880.00
Circle Total=				1010	11099656.33	1687548	12787204
South 24-Parganas	S.B.R.	24-Parganas(S)	Mangrove	400.00		2010400	2010400.00
Nadia	S.B.R.	Nadia- Murshidabad	Q65	5.00	57321		57321.00
Murshidabad	S.B.R.	Nadia- Murshidabad	Q65	50.00	573210		573210.00
Circle Total=				455	630531	2010400	2640931
Alipurduar	B.T.R.	B.T.R (E)	Misc.	50.00		904750	904750.00
Alipurduar	B.T.R.	B.T.R (E)	Fodder	40.00		392040	392040.00
Alipurduar	B.T.R.	B.T.R (W)	Misc.	50.00		904750	904750.00
Alipurduar	B.T.R.	B.T.R (W)	Fodder	60.00		588060	588060.00
Circle Total=				200	0	2789600	2789600
South 24-Parganas	S.T.R	S.T.R	Mangrove	10.00		50260	50260.00
Circle Total=				10	0	50260	50260
Grand Total=				1959.66	13676717.33	9904380.70	23581098.00

  
 Principal Chief Conservator of Forests &  
 Head of Forest Force, West Bengal

L1 rate / Departmental rate for 3rd yr. Maintenance of Plantation 2019-20

H/s-4406-01-101-001-Forest Conservation and Regeneration-87-00-V				Target	L1 Rates		
District	Circle	Division	Plantn. Type	Phy.(ha.)	L1 Tender rate (Rs.)	If done Departmentally then requirement of Funds for Plantation (Rs.)	Total (Rs.)
Darjeeling	Hill Circle	Darjeeling	Misc.	10.00		75400	75400.00
Darjeeling	Hill Circle	Kurseong Dn.	Sal	13.80		104052	104052.00
Darjeeling	Hill Circle	Kalimpong Soil	Misc.	10.00		75400	75400.00
Circle Total=				33.80	0.00	254852.00	254852.00
Malda	North West	Malda	Misc.	5.00	0.00	37700.00	37700.00
Malda	North West	Malda	Strip ptn.	15.00	0.00	98010.00	98010.00
Dakshin Dinajpur	North West	Raiganj S.F	Misc.	10.00	0.00	75400.00	75400.00
Uttar Dinajpur	North West	Raiganj S.F	Misc.	20.00	0.00	150800.00	150800.00
Dakshin Dinajpur	North West	Raiganj S.F	Strip ptn.	20.00	0.00	130680.00	130680.00
Uttar Dinajpur	North West	Raiganj S.F	Strip ptn.	30.00	0.00	196020.00	196020.00
Darjeeling	North West	Siliguri S.F	Misc.	27.00	0.00	203580.00	203580.00
Darjeeling	North West	Siliguri S.F	Strip ptn.	69.00	0.00	450846.00	450846.00
Jalpaiguri	North West	Jalpaiguri S.F.	Misc.	20.00	0.00	150800.00	150800.00
Jalpaiguri	North West	Jalpaiguri S.F.	Strip ptn.	80.00	0.00	522720.00	522720.00
Circle Total=				296.00	0.00	2016556.00	2016556.00
Darjeeling	Soil Conservation(N)	Kurseong Soil	Misc.	15.00		113100	113100.00
Alipurduar	Soil Conservation(N)	Jalpaiguri Soil	Misc.	80.00		603200	603200.00
Coochbehar	Soil Conservation(N)	Jalpaiguri Soil	Misc.	15.00		113100	113100.00
Circle Total=				110.00	0.00	829400.00	829400.00
Paschim Medinipur	Western Circle	Medinipur Divn	Q&S	300.00	983180	273280	1256460.00
Paschim Medinipur	Western Circle	Medinipur Divn	Sal	50.00	248940	126880	375820.00
Purba Medinipur	Western Circle	Purba Medinipur	Strip ptn.	35.57		196666.53	196667.00
Paschim Medinipur	Western Circle	Kharagpur	Q&S	200.00	683200		683200.00
Paschim Medinipur	Western Circle	Kharagpur	Sal	20.00	126880		126880.00
Paschim Medinipur	Western Circle	Kharagpur	Strip ptn.	75.00	402600		402600.00
Jhagram	Western Circle	Jhagram Divn	Q&S	262.50	1193296.12		1193296.00
Paschim Medinipur	Western Circle	Rupnarayan	Q&S	367.50	1621042.5		1621043.00
Circle Total=				1310.57	5259138.62	596826.53	5855966.00
Purulia	South West	Kansabati (North)	Q&S	21.50	90288.28		90289.00
Circle Total=				21.50	90288.28	0.00	90289.00
Howrah	P & G	Howrah S.F.	Strip ptn.	10.00		55290	55290.00
Hoogly	P & G	Howrah S.F.	Strip ptn.	10.00		55290	55290.00
Circle Total=				20.00	0.00	110580.00	110580.00
North 24-parganas	S.B.R.	24-Parganas(N)	Strip ptn.	40.00		221160	221160.00
Murshidabad	S.B.R.	Nadia- Murshidabad	Q&S	25.00		87950	87950.00
Circle Total=				65.00	0.00	309110.00	309110.00
Alipurduar	B.T.R.	B.T.R (E)	Misc.	50.00		377000	377000.00
Alipurduar	B.T.R.	B.T.R (W)	Misc.	50.00		377000	377000.00
Circle Total=				100.00	0.00	754000.00	754000.00
Grand Total=				1956.87	5349426.90	4871324.53	10220753.00

Principal Chief Conservator of Forests &  
Head of Forest Force, West Bengal

**L1 rate / Departmental rate for 4th yr. Maintenance of Plantation 2019-20**

H/s-4406-01-101-001-Forest Conservation and Regeneration-87-00-V				Target	L1 Rates		
District	Circle	Division	Plantn. Type	Phy.(ha.)	L1 Tender rate (Rs.)	If done Departmentally then requirement of Funds for Plantation (Rs.)	Total (Rs.)
Darjeeling	Hill Circle	Darjeeling	Misc.	75.00		301575.00	301575.00
Darjeeling	Hill Circle	Kurseong Dn.	Misc.	25.00		100525.00	100525.00
Darjeeling	Hill Circle	Kurseong Dn.	Sal	22.20		89266.20	89266.00
Darjeeling	Hill Circle	Kalimpong Soil	Misc.	10.00		40210.00	40210.00
Circle Total=				132.20	0.00	531576.20	531576.00
Malda	North West	Malda	Misc.	1.00		4021.00	4021.00
Dakshin Dinajpur	North West	Raiganj S.F	Misc.	45.00		180945.00	180945.00
Uttar Dinajpur	North West	Raiganj S.F	Misc.	75.00		301575.00	301575.00
Circle Total=				121.00	0.00	486541.00	486541.00
Darjeeling	Soil Conservation(N)	Kurseong Soil	Misc.	55.00		221155.00	221155.00
Jalpaiguri	Soil Conservation(N)	Jalpaiguri Soil	Misc.	90.60		364302.60	364303.00
Alipurduar	Soil Conservation(N)	Jalpaiguri Soil	Misc.	80.00		321680.00	321680.00
Coochbehar	Soil Conservation(N)	Jalpaiguri Soil	Misc.	20.00		80420.00	80420.00
Circle Total=				245.60	0.00	987557.60	987558.00
Alipurduar	B.T.R.	B.T.R (E)	Misc.	80.00		321680.00	321680.00
Alipurduar	B.T.R.	B.T.R (W)	Misc.	80.00		321680.00	321680.00
Circle Total=				160.00	0.00	643360.00	643360.00
<b>Grand Total=</b>				<b>658.80</b>	<b>0.00</b>	<b>2649034.80</b>	<b>2649035.00</b>

  
 Principal Chief Conservator of Forests &  
 Head of Forest Force, West Bengal



L1 rate / Departmental rate for 5th year Maintenance of Plantation 2019-20

H/S-4406-01-101-001-Forest Conservation and Regeneration-87-00-V				Target	L1 Rates		
District	Circle	Division	Plantn. Type	Phy.(ha.)	L1 Tender rate (Rs.)	If done Departmentally then requirement of Funds for Plantation (Rs.)	Total (Rs.)
Darjeeling	Hill Circle	Darjeeling	Misc.	90.00		349740	349740
Darjeeling	Hill Circle	Kurseong Dn.	Misc.	85.00		330310	330310
Darjeeling	Hill Circle	Kurseong Dn.	Sal	37.50		145725	145725
Darjeeling	Hill Circle	Kalimpong Soil	Misc.	145.00		563470	563470
Circle Total=				357.50	0.00	1389245.00	1389245.00
Dakshin Dinajpur	North West	Raiganj S.F	Misc.	10.00	0.00	38860.00	38860
Uttar Dinajpur	North West	Raiganj S.F	Misc.	10.00	0.00	38860.00	38860
Circle Total=				20.00	0.00	77720.00	77720.00
Darjeeling	Soil Conservation(N)	Kurseong Soil	Misc.	155.00		602330	602330
Jalpaiguri	Soil Conservation(N)	Jalpaiguri Soil	Misc.	83.00		322538	322538
Alipurduar	Soil Conservation(N)	Jalpaiguri Soil	Misc.	91.00		353626	353626
Coochbehar	Soil Conservation(N)	Jalpaiguri Soil	Misc.	36.00		139896	139896
Circle Total=				365.00	0.00	1418390.00	1418390.00
Alipurduar	B.T.R.	B.T.R (E)	Misc.	50.00		194300	194300
Alipurduar	B.T.R.	B.T.R (W)	Misc.	50.00		194300	194300
Circle Total=				100.00	0.00	388600.00	388600.00
Grand Total=				842.50	0.00	3273955.00	3273955.00

  
 Principal Chief Conservator of Forests &  
 Head of Forest Force, West Bengal

L1 rate / Departmental Rate for Maintenance of Tall Seedling 2019-20

H/S-4406-01-789-002-Forest Conservation and Regeneration-87-00-V				Target	L1 Rates		
District	Circle	Division	Plantn. Type	Phy.(ha.)	L1 Tender rate (Rs.)	If done Departmentally then requirement of Funds for Plantation (Rs.)	Total (Rs.)
Coochbehar	Northern Circle	Coochbehar	Strip (2020)	25.00	365650		365650.00
Circle Total=				25.00	365650.00	0.00	365650.00
Purba Bardhaman	South East	Burdwan	Sal (2020)	30.00		475380	475380.00
Purba Bardhaman	South East	Burdwan	Strip (2020)	82.50		1206893	1206893.00
Birbhum	South East	Birbhum	Sal (2020)	30.00		426000	426000.00
Paschim Bardhaman	South East	Durgapur	Sal (2020)	10.00		142000	142000.00
Paschim Bardhaman	South East	Durgapur	Strip (2020)	20.00		271260	271260.00
Circle Total=				172.50	0.00	2521533.00	2521533.00
Purulia	South West	Kansabati (North)	Sal (2020)	20.00	360326	0	360326.00
Purulia	South West	Purulia	Sal (2020)	20.00	357038	0	357038.00
Purulia	South West	Extn Forestry	Strip (2020)	40.00	627828	0	627828.00
Circle Total=				80.00	1345192.37	0.00	1345192.00
Grand Total=				277.50	1710842.37	2521533.00	4232375.00

Principal Chief Conservator of Forests &  
Head of Forest Force, West Bengal


## L1 rate /Departmental rate for 1st year Maintenance of Plantation 2019-20

H/S-4406-01-789-002-Forest Conservation and Regeneration-87-00-V				Target	L1 Rates		
District	Circle	Division	Plantn. Type	Phy.(ha.)	L1 Tender rate (Rs.)	If done Departmentally then requirement of Funds for Plantation (Rs.)	Total (Rs.)
Darjeeling	Northern Circle	NTFP	Fodder	52.00	640380		640380
Jalpaiguri	Northern Circle	Jalpaiguri	Misc.	45.00	1125765		1125765
Jalpaiguri	Northern Circle	Baikunthapur	Misc.	25.61	640685		640685
Jalpaiguri	Northern Circle	Baikunthapur	Sal	26.83	671206		671206
Coochbehar	Northern Circle	Coochbehar	Fodder	70.00	862050		862050
Coochbehar	Northern Circle	Coochbehar	Misc.	100.00	2501700		2501700
Coochbehar	Northern Circle	Coochbehar	Strip ptn.	15.00	393240		393240
Circle Total=				334.44	6835026.00	0.00	6835026.00
Jalpaiguri	W.L (North)	Gorumara W L	Misc.	20.00		500340	500340
Jalpaiguri	W.L (North)	Gorumara W L	Fodder	100.00		1231500	1231500
Alipurduar	W.L (North)	Jaldapara W L	Misc.	96.42		2412139.14	2412139
Alipurduar	W.L (North)	Jaldapara W L	Fodder	200.00		2463000	2463000
Circle Total=				416.42	0.00	6606979.14	6606979.00
Purba Bardhaman	South East	Burdwan	Q&S	160.00		2474560	2474560
Purba Bardhaman	South East	Burdwan	Sal	20.00		464000	464000
Purba Bardhaman	South East	Burdwan	Strip ptn.	50.00		1109700	1109700
Birbhum	South East	Birbhum	Q&S	135.00	1966545	451410	2417955
Birbhum	South East	Birbhum	Sal	30.00		676560	676560
Paschim Bardhaman	South East	Durgapur	Q&S	45.00		675720	675720
Paschim Bardhaman	South East	Durgapur	Strip ptn.	20.00		430960	430960
Circle Total=				460.00	1966545.00	6282910.00	8249455.00
Purulia	South West	Kansabati (North)	Q&S	86.00	15,16,929.00	0	1516929
Purulia	South West	Kansabati (North)	Sal	20.00	5,28,077.23	0	528077
Purulia	South West	Kansabati (South)	Q&S	115.00	21,21,981.00	0	2121981
Purulia	South West	Kansabati (South)	Sal	30.00	8,51,684.00	0	851684
Purulia	South West	Kansabati (South)	Bamboo	30.00	1,44,000.00	0	144000
Purulia	South West	Purulia	Sal	20.00	5,68,711.00	0	568711
Purulia	South West	Purulia	Q&S	30.00	5,58,138.00	0	558138
Purulia	South West	Extn Forestry	Strip ptn.	40.00	10,83,276.00	0	1083276
Circle Total=				371.00	7372796.23	0.00	7372796.00
Grand Total=				1581.86	16174367.23	12889889.14	29064256.00

Principal Chief Conservator of Forests &  
Head of Forest Force, West Bengal

**L1 rate / Departmental Rate for 2nd yr. Maintenance of Plantation 2019-20**

H/S-4406-01-789-002-Forest Conservation and Regeneration-87-00-V				Target	L1 Rates		
District	Circle	Division	Plantn. Type	Phy.(ha.)	L1 Tender rate (Rs.)	If done Departmentally then requirement of Funds for Plantation (Rs.)	Total (Rs.)
Darjeeling	Northern Circle	NTFP	Fodder	25.50	249926		249926.00
Jalpaiguri	Northern Circle	Jalpaiguri	Misc.	45.00	814275		814275.00
Jalpaiguri	Northern Circle	Baikunthapur	Misc.	14.18	256587		256587.00
Jalpaiguri	Northern Circle	Baikunthapur	Sal	23.52	425594		425594.00
Coochbehar	Northern Circle	Coochbehar	Misc.	20.00	361900		361900.00
<b>Circle Total=</b>				<b>128.20</b>	<b>2108282</b>	<b>0</b>	<b>2108282</b>
Jalpaiguri	W.L (North)	Gorumara W L	Fodder	100.00		980100	980100.00
Alipurduar	W.L (North)	Jaldapara W L	Misc.	91.00		1646645	1646645.00
Alipurduar	W.L (North)	Jaldapara W L	Sal	18.83		340728.85	340729.00
Alipurduar	W.L (North)	Jaldapara W L	Fodder	150.00		1470150	1470150.00
<b>Circle Total=</b>				<b>359.83</b>	<b>0</b>	<b>4437623.85</b>	<b>4437624</b>
Purba Bardhaman	South East	Burdwan	Q&S	100.00		1055500	1055500.00
Purba Bardhaman	South East	Burdwan	Sal	20.00		331740	331740.00
Birbhum	South East	Birbhum	Q&S	100.00	804240	409920	1214160.00
Birbhum	South East	Birbhum	Sal	10.00		161040	161040.00
Paschim Bardhaman	South East	Durgapur	Q&S	110.00		1127280	1127280.00
Paschim Bardhaman	South East	Durgapur	Sal	10.00		161040	161040.00
<b>Circle Total=</b>				<b>350.00</b>	<b>804240</b>	<b>3246520</b>	<b>4050760</b>
Purulia	South West	Kansabati (North)	Q&S	50.00	645919	0	645919.00
Purulia	South West	Kansabati (North)	Bamboo	30.00	114483	0	114483.00
Purulia	South West	Kansabati (South)	Q&S	80.00	1068736	0	1068736.00
Purulia	South West	Kansabati (South)	Sal	20.00	417771	0	417771.00
Purulia	South West	Kansabati (South)	Bamboo	30.00	117000	0	117000.00
Purulia	South West	Purulia	Sal	30.00	6,27,018	0	627018.00
Purulia	South West	Purulia	Q&S	120.00	15,96,077	0	1596077.00
Purulia	South West	Extn Forestry	Strip ptn.	25.00	470112	0	470112.00
<b>Circle Total=</b>				<b>385.00</b>	<b>5057116</b>	<b>0</b>	<b>5057116</b>
<b>Grand Total=</b>				<b>1223.03</b>	<b>7969637.86</b>	<b>7684143.85</b>	<b>15653782.00</b>


  
 Principal Chief Conservator of Forests &  
 Head of Forest Force, West Bengal

L1 rate / Departmental Rate for 3rd yr. Maintenance of Plantation 2019-20							
H/S-4406-01-789-002-Forest Conservation and Regeneration-87-00-V				Target	L1 Rates		
District	Circle	Division	Plantn. Type	Phy.(ha.)	L1 Tender rate (Rs.)	If done Departmentally then requirement of Funds for Plantation (Rs.)	Total (Rs.)
Jalpaiguri	Northern Circle	Jalpaiguri	Misc.	45.00	339300		339300.00
Jalpaiguri	Northern Circle	Baikunthapur	Misc.	28.30	213382		213382.00
Jalpaiguri	Northern Circle	Baikunthapur	Sal	20.65	155701		155701.00
Coochbehar	Northern Circle	Coochbehar	Misc.	20.00	150800		150800.00
Coochbehar	Northern Circle	Coochbehar	Strip ptn.	15.00	98010		98010.00
		<b>Circle Total=</b>		<b>128.95</b>	<b>957193.00</b>	<b>0.00</b>	<b>957193.00</b>
Darjeeling	W.L (North)	Darjeeling W L	Misc.	25.00		188500	188500.00
Alipurduar	W.L (North)	Jaldapara W L	Misc.	50.00		377000	377000.00
Alipurduar	W.L (North)	Jaldapara W L	Sal	25.00		188500	188500.00
		<b>Circle Total=</b>		<b>100.00</b>	<b>0.00</b>	<b>754000.00</b>	<b>754000.00</b>
Purba Bardhaman	South East	Burdwan	Q&S	45.00		158310	158310.00
Purba Bardhaman	South East	Burdwan	Strip ptn.	80.00		442320	442320.00
Birbhum	South East	Birbhum	Q&S	160.00	303824	314272	618096.00
Birbhum	South East	Birbhum	Sal	10.00		63440	63440.00
Birbhum	South East	Birbhum	Strip ptn.	10.00		53680	53680.00
Paschim Bardhaman	South East	Durgapur	Q&S	50.00		170800	170800.00
		<b>Circle Total=</b>		<b>355.00</b>	<b>303824.00</b>	<b>1202822.00</b>	<b>1506646.00</b>
Purulia	South West	Kansabati (North)	Q&S	78.50	329657.22	0	329657.00
Purulia	South West	Kansabati (North)	Bamboo	10.00	22450.78	0	22451.00
Purulia	South West	Kansabati (South)	Q&S	100.00	442929.00	0	442929.00
Purulia	South West	Kansabati (South)	Sal	60.00	491689.00	0	491689.00
Purulia	South West	Kansabati (South)	Bamboo	40.00	88000.00	0	88000.00
Purulia	South West	Purulia	Sal	20.00	164667.00	0	164667.00
Purulia	South West	Purulia	Q&S	200.00	886774.00	0	886774.00
Purulia	South West	Purulia	Bamboo	40.00	88658.00	0	88658.00
Purulia	South West	Extn Forestry	Strip ptn.	60.00	416051.00	0	416051.00
		<b>Circle Total=</b>		<b>608.50</b>	<b>2930875.99</b>	<b>0.00</b>	<b>2930876.00</b>
		<b>Grand Total=</b>		<b>1192.45</b>	<b>4191892.99</b>	<b>1956822.00</b>	<b>6148715.00</b>

Principal Chief Conservator of Forests & Head of Forest Force, West Bengal


**L1 rate / Departmental Rate for 4th yr. Maintenance of Plantation 2019-20**

H/S-4406-01-789-002-Forest Conservation and Regeneration-87-00-V				Target	L1 Rates		
District	Circle	Division	Plantn. Type	Phy.(ha.)	L1 Tender rate (Rs.)	If done Departmentally then requirement of Funds for Plantation (Rs.)	Total (Rs.)
Jalpaiguri	Northern Circle	Jalpaiguri	Misc.	80.00	321680		321680.00
Jalpaiguri	Northern Circle	Jalpaiguri	Sal	70.00	281470		281470.00
Jalpaiguri	Northern Circle	Baikunthapur	Misc.	23.35	93890		93890.00
Jalpaiguri	Northern Circle	Baikunthapur	Sal	23.86	95941		95941.00
Coochbehar	Northern Circle	Coochbehar	Misc.	35.00	140735		140735.00
Circle Total=				232.21	933716.00	0.00	933716.00
Darjeeling	W.L (North)	Darjeeling W L	Misc.	25.00		100525	100525.00
Alipurduar	W.L (North)	Jaldapara W L	Bamboo	90.00		113130	113130.00
Alipurduar	W.L (North)	Jaldapara W L	Misc.	49.23		197953.83	197954.00
Alipurduar	W.L (North)	Jaldapara W L	Sal	29.30		117815.3	117815.00
Circle Total=				193.53	0.00	529424.13	529424.00
Purulia	South West	Kansabati (North)	Bamboo	75.00	108296	0	108296.00
Purulia	South West	Kansabati (South)	Bamboo	100.00	160000	0	160000.00
Purulia	South West	Purulia	Bamboo	60.00	94982	0	94982.00
Circle Total=				235.00	363278.00	0.00	363278.00
Grand Total=				660.74	1296994.00	529424.13	1826418.00

  
 Principal Chief Conservator of Forests &  
 Head of Forest Force, West Bengal

**L1 Rate / Departmental Rate for 5th year Maintenance of Plantation 2019-20**

H/S-4406-01-789-002-Forest Conservation and Regeneration-87-00-V				Target	L1 Rates		
District	Circle	Division	Plantn. Type	Phy.(ha.)	L1 Tender rate (Rs.)	If done Departmentally then requirement of Funds for Plantation (Rs.)	Total (Rs.)
Jalpaiguri	Northern Circle	Jalpaiguri	Misc.	80.00	310880		310880
Jalpaiguri	Northern Circle	Jalpaiguri	Sal	60.00	233160		233160
Jalpaiguri	Northern Circle	Baikunthapur	Misc.	28.70	111528		111528
Jalpaiguri	Northern Circle	Baikunthapur	Sal	25.23	98044		98044
Coochbehar	Northern Circle	Coochbehar	Misc.	20.00	77720		77720
<b>Circle Total=</b>				<b>213.93</b>	<b>831332.00</b>	<b>0.00</b>	<b>831332.00</b>
Darjeeling	W.L (North)	Darjeeling W L	Misc.	50.00		194300	194300
Jalpaiguri	W.L (North)	Gorumara W L	Misc.	20.00		77720	77720
Alipurduar	W.L (North)	Jaldapara W L	Misc.	8.41		32681.26	32681
Alipurduar	W.L (North)	Jaldapara W L	Sal	21.59		83898.74	83899
<b>Circle Total=</b>				<b>100.00</b>	<b>0.00</b>	<b>388600.00</b>	<b>388600.00</b>
<b>Grand Total=</b>				<b>313.93</b>	<b>831332.00</b>	<b>388600.00</b>	<b>1219932.00</b>

  
 Principal Chief Conservator of Forests &  
 Head of Forest Force, West Bengal

**L1 rates / Departmental rate for Maintenance of Tall Seedling 2019-20**

H/S-4406-01-796-002-Forest Conservation and Regeneration-87-00-V				Traget	L1 Rates		
District	Circle	Division	Plantn. Type	Phy.(ha.)	L1 Tender rate (Rs.)	If done Departmentally then requirement of Funds for Plantation (Rs.)	Total (Rs.)
Paschim Medinipur	Western Circle	Rupnarayan	Sal (2020)	208.00	3626064		3626064.00
		<b>Circle Total=</b>		<b>208.00</b>	<b>3626064.00</b>	<b>0.00</b>	<b>3626064.00</b>
Bankura	Central	Bankura (N)	Sal (2020)	50.00		731300	731300.00
Bankura	Central	Bankura (N)	Strip (2020)	15.00		209550	209550.00
Bankura	Central	Panchet	Sal (2020)	50.00		710000	710000.00
		<b>Circle Total=</b>		<b>115.00</b>	<b>0.00</b>	<b>1650850.00</b>	<b>1650850.00</b>
	<b>Grand Total=</b>			<b>323.00</b>	<b>3626064.00</b>	<b>1650850.00</b>	<b>5276914.00</b>

  
 Principal Chief Conservator of Forests &  
 Head of Forest Force, West Bengal



L1 rate / Departmental rate for 1st year Maintenance of Plantation 2019-20							
H/S-4406-01-796-002-Forest Conservation and Regeneration-87-00-V				Traget	L1 Rates		
District	Circle	Division	Plantn. Type	Phy.(ha.)	L1 Tender rate (Rs.)	If done Departmentally then requirement of Funds for Plantation (Rs.)	Total (Rs.)
Jhagram	Western Circle	Jhagram Divn	Sal	40.00	1166619.74		1166620
Paschim Medinipur	Western Circle	Rupnarayan	Sal	115.00	3253120		3253120
Circle Total=				155.00	4419739.74	0.00	4419740.00
Bankura	Central	Bankura (N)	QGS	382.00	660104	5235692	5895796
Bankura	Central	Bankura (N)	Strip ptn.	10.00	13770	204340	218110
Bankura	Central	Bankura (N)	Bamboo	25.00	20250	76050	96300
Bankura	Central	Bankura (S)	QGS	615.00		9234840	9234840
Bankura	Central	Bankura (S)	Sal	30.00		675720	675720
Bankura	Central	Panchet	QGS	272.00		4084352	4084352
Circle Total=				1334.00	694124.00	19510994.00	20205118.00
Grand Total=				1489.00	5113863.74	19510994.00	24624858.00


Principal Chief Conservator of Forests &  
Head of Forest Force, West Bengal

L1 rate / Departmental rate for 2nd yr. Maintenance of Plantation 2019-20							
H/S-4406-01-796-002-Forest Conservation and Regeneration-87-00-V				Traget	L1 Rates		
District	Circle	Division	Plantn. Type	Phy.(ha.)	L1 Tender rate (Rs.)	If done Departmentally then requirement of Funds for Plantation (Rs.)	Total (Rs.)
Jhagram	Western Circle	Jhagram Divn	Sal	14.00	211096.56		211097.00
Paschim Medinipur	Western Circle	Rupnarayan	Sal	48.00	998016		998016.00
Circle Total=				62.00	1209112.56	0	1209113
Bankura	Central	Bankura (N)	QGS	250.00		2638750	2638750.00
Bankura	Central	Bankura (N)	Bamboo	100.00		301600	301600.00
Bankura	Central	Bankura (S)	QGS	550.00		5636400	5636400.00
Bankura	Central	Bankura (S)	Sal	20.00		322080	322080.00
Bankura	Central	Panchet	QGS	168.00		1721664	1721664.00
Bankura	Central	Panchet	Bamboo	30.00		87840	87840.00
Circle Total=				1118.00	0	10708334	10708334
Grand Total=				1180.00	1209112.56	10708334.00	11917447.00

Principal Chief Conservator of Forests &  
Head of Forest Force, West Bengal

## L1 rate / Departmental rate for 3rd yr. Maintenance of Plantation 2019-20

H/S-4406-01-796-002-Forest Conservation and Regeneration-87-00-V				Traget	L1 Rates		
District	Circle	Division	Plantn. Type	Phy.(ha.)	L1 Tender rate (Rs.)	If done Departmentally then requirement of Funds for Plantation (Rs.)	Total (Rs.)
Jhagram	Western Circle	Jhagram Divn	Sal	35.00	295535.18		295535.00
Paschim Medinipur	Western Circle	Rupnarayan	QGS	12.50	55137.5		55137.00
Paschim Medinipur	Western Circle	Rupnarayan	Sal	70.00	573300		573300.00
Paschim Medinipur	Western Circle	Rupnarayan	Bamboo	40.00	0		0.00
		<b>Circle Total=</b>		<b>157.50</b>	<b>923972.68</b>	<b>0.00</b>	<b>923972.00</b>
Bankura	Central	Bankura (N)	QGS	180.00		633240	633240.00
Bankura	Central	Bankura (N)	Bamboo	50.00		87950	87950.00
Bankura	Central	Bankura (S)	QGS	763.00		2606408	2606408.00
Bankura	Central	Bankura (S)	Sal	50.00		317200	317200.00
Bankura	Central	Bankura (S)	Bamboo	120.00		204960	204960.00
Bankura	Central	Panchet	QGS	325.00		1110200	1110200.00
Bankura	Central	Panchet	Bamboo	10.00		17080	17080.00
		<b>Circle Total=</b>		<b>1498.00</b>	<b>0.00</b>	<b>4977038.00</b>	<b>4977038.00</b>
		<b>Grand Total=</b>		<b>1655.50</b>	<b>923972.68</b>	<b>4977038.00</b>	<b>5901010.00</b>

  
 Principal Chief Conservator of Forests &  
 Head of Forest Forde, West Bengal

## L1 rate / Departmental rate for 4th yr. Maintenance of Plantation 2019-20

H/S-4406-01-796-002-Forest Conservation and Regeneration-87-00-V				Traget	L1 Rates		
District	Circle	Division	Plantn. Type	Phy.(ha.)	L1 Tender rate (Rs.)	If done Departmentally then requirement of Funds for Plantation (Rs.)	Total (Rs.)
Bankura	Central	Bankura (N)	Bamboo	60.00		75420	75420
Bankura	Central	Bankura (S)	Bamboo	120.00		146400	146400
Bankura	Central	Panchet	Bamboo	220.00		268400	268400
Circle Total=				400.00	0.00	490220.00	490220.00

Principal Chief Conservator of Forests &  
Head of Forest Force, West Bengal